


## Terminal blocks

# Phoenix Contact terminal blocks

Whichever terminal block versions you choose, you can rest assured that Phoenix Contact terminal blocks deliver reliable connections and high quality. To ensure that we are always able to fulfill this promise, quality comes first for us. This is why quality is not just tested on the finished product, but is ensured responsibly during every step of the manufacturing process.



1


## Terminal blocks – CLIPLINE complete

The CLIPLINE complete system provides you with a uniform range of accessories for all connection technologies. The cross-compatibility of this system saves you time and money when creating your terminal strips.

➤ More information starting on page 6

## Contents

CLIPLINE complete	6
Connection technologies and accessories of the terminal block system	8
Push-X terminal blocks	20
Feed-through and multi-conductor terminal blocks	26
Multi-level terminal blocks	34
Disconnect and knife-disconnect terminal blocks	40
Fuse and component terminal blocks	54
Plug-in terminal blocks	62
Installation terminal blocks	70
High-current terminal blocks	80
Miniature and micro terminal blocks	86
Sensor/actuator terminal blocks	92
Transformer terminal blocks	96
Hybrid terminal blocks	102
Terminal blocks for special fields of application	108
Motor connection terminal blocks	110
Spring-assisted screw terminal blocks	112
High-temperature terminal blocks	116
Screw terminal blocks for aluminum conductors	118
High-current terminal blocks and connectors with bolt connection	120
Miniature screw terminal blocks	130
Screw terminal blocks for sensors and actuators	134
Shield clamps	140



## 2 Terminal blocks for special fields of application

Most of the terminal blocks that fall into the category of terminal blocks for special fields of application are not part of the CLIPLINE complete system. Due to the lack of cross-compatibility with other terminal blocks, these terminal blocks are assigned to the preferred fields of application. Nevertheless, the terminal blocks still feature a comprehensive range of system accessories.

➤ More information starting on page 108

## Comparison of terminal block groups

### CLIPLINE complete


With CLIPLINE complete, the unique terminal block system from Phoenix Contact, you can freely select the connection technology.

No matter which connection technology you choose, they can all be freely combined, with the same accessories with the double function shaft. Various cross-section versions can also be easily combined by using reducing bridges.

In addition to the flexibility of the terminal block system, CLIPLINE complete also provides added value. The bridge, marking, and test accessories are standardized, thus reducing your logistics and storage costs. The terminal block system has been tested and approved for a wide range of national and international approvals. A particularly high safety standard is achieved through routine

testing of the standard CLIPLINE complete terminal blocks in accordance with the ATEX directive. These terminal blocks can be used in the Ex e area.

➤ More information starting on page 6



*The CLIPLINE complete terminal block system*


### Terminal blocks for special fields of application

The family of terminal blocks for special fields of application is predominantly made up of terminal blocks that are not part of the CLIPLINE complete terminal block system. The terminal blocks are assigned to their preferred fields of application as they are not cross-compatible and thus do not form a common system. However, the terminal blocks feature specific and comprehensive accessories within the respective subfamily. The terminal blocks are therefore suitable for the professional construction of your systems.

The product portfolio for terminal blocks is very extensive and includes terminal blocks for use at high temperatures, for power supply, sensor/actuator terminal blocks, shield clamps, plus Al/Cu terminal blocks and motor connection terminal blocks.

In addition to numerous approvals, many of the terminal blocks here are also ATEX-certified and can be used in Ex e potentially explosive areas.

➤ More information starting on page 108



*Overview of the product families containing terminal blocks for special fields of application*



## Differences at a glance

Properties	CLIPLINE complete	Terminal blocks for special fields of application
<b>General</b>		
Free combination of connection technologies	●	
Double function shaft	●	
Standardized system accessories	●	
Standardized bridge accessories	●	●
Standardized marking material	●	●
Standardized test accessories	●	●
<b>Function versions</b>		
Feed-through and multi-conductor terminal blocks	●	●
Multi-level terminal blocks	●	●
Disconnect and knife-disconnect terminal blocks	●	●
Fuse and component terminal blocks	●	
Plug-in terminal blocks	●	
Installation terminal blocks	●	
High-current terminal blocks	●	●
Miniature and micro terminal blocks	●	●
Sensor/actuator terminal blocks	●	●
Transformer terminal blocks	●	●
Hybrid terminal blocks	●	
Motor connection terminal blocks	●	●
Terminal blocks for aluminum conductors		●
High-temperature terminal blocks		●
Shield clamps		●
<b>Connection technologies</b>		
Push-X connection	●	
Push-in connection	●	
Screw connection	●	●
Spring-cage connection technology	●	
Fast connection	●	
Plug-in connection	●	
Bolt connection	●	●
Spring connection		●

# CLIPLINE complete

1

The CLIPLINE complete system provides you with a whole host of different terminal block versions. Simply select the appropriate feed-through terminal blocks and function terminals and combine them, irrespective of the cross-section, using the uniform system accessories.

## Feed-through and multi-conductor terminal blocks

The feed-through and multi-conductor terminal blocks are used to connect two or more conductors together. This product family includes two-, three-, and four-conductor terminal blocks as well as potential collective terminals.

➤ More information starting on page 26

## Multi-level terminal blocks

The multi-level terminal blocks are used to connect two or more conductors together on multiple levels. This product family includes double-level, three-level, and four-level terminal blocks.

➤ More information starting on page 34

## Disconnect and knife-disconnect terminal blocks

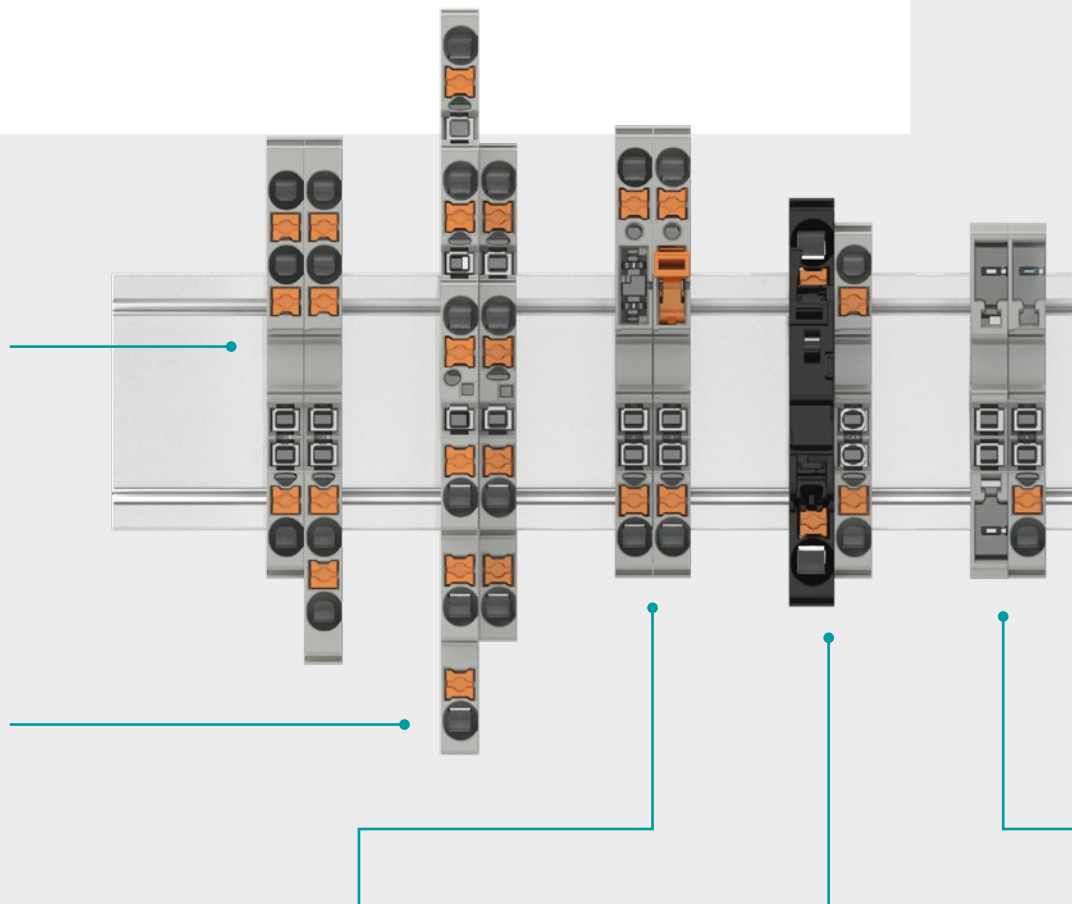
Disconnect terminal blocks enable you to separate signals quickly and easily, without releasing the connected conductors. Fuses and component connectors can also be integrated.

➤ More information starting on page 40

## Fuse and component terminal blocks

The fuse terminal blocks enable you to easily implement different fuses. Component terminal blocks are terminal blocks that have integrated or solderable LEDs, blocking diodes, or resistors.

➤ More information starting on page 54



## Installation terminal blocks

The terminal blocks provide everything you need when configuring building distributors. The three-phase systems enable simple marshalling. The integrated disconnect slide allows electrical tests to be performed without disconnecting the neutral conductor.

➤ More information starting on page 70

## Transformer terminal blocks

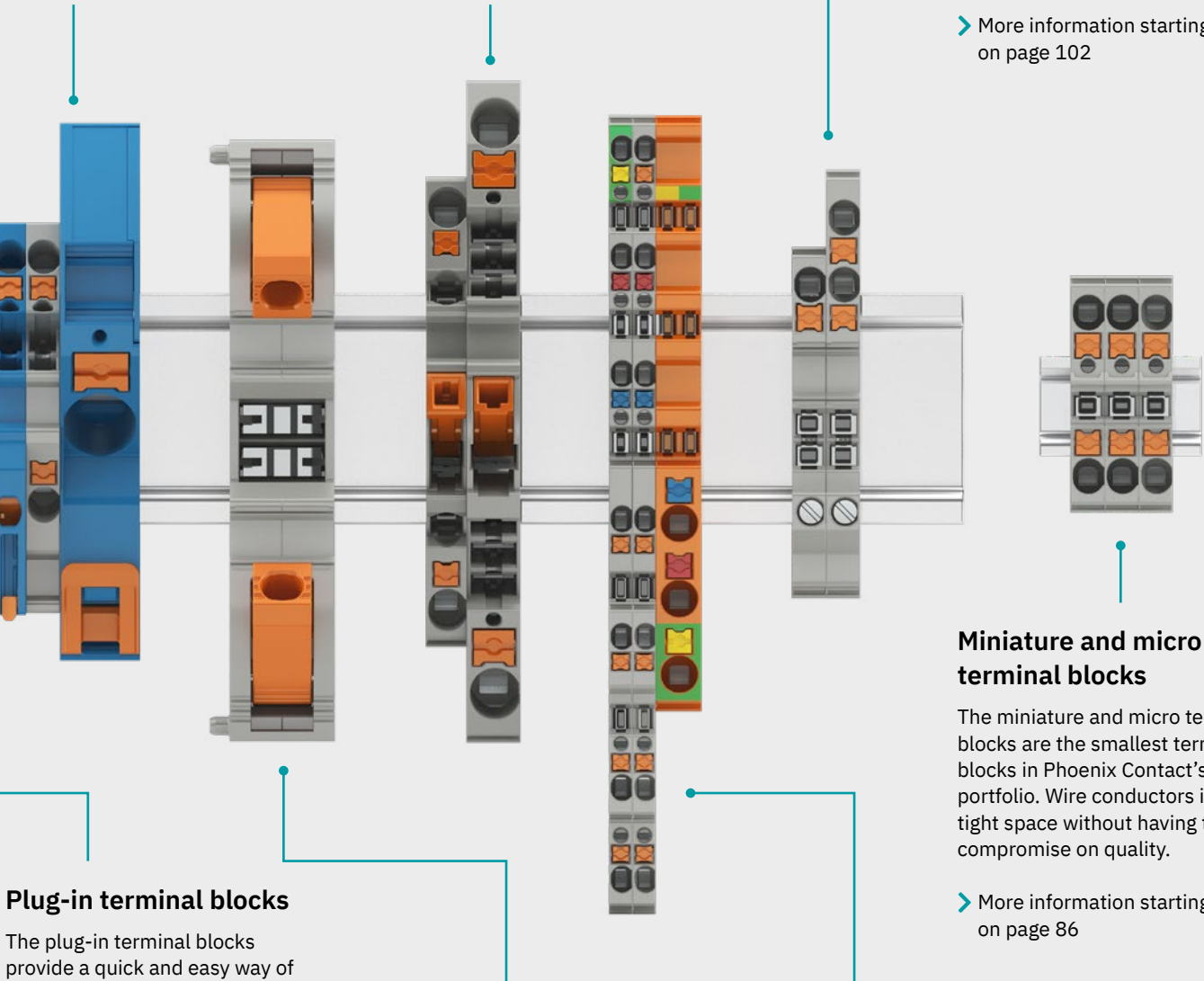
Transformer terminal blocks offer a high degree of convenience for all the necessary test circuits in secondary current transformer circuits. The portfolio consists of disconnect and feed-through terminal blocks, thereby enabling the fast and space-saving integration of your circuits.

➤ More information starting on page 96

## Hybrid terminal blocks

Hybrid terminal blocks are terminal blocks that have two connection technologies. You can therefore meet the requirements for the internal and external wiring at the same time.

➤ More information starting on page 102



## Plug-in terminal blocks

The plug-in terminal blocks provide a quick and easy way of wiring preassembled cables and cable harnesses. This simplifies automated wiring.

➤ More information starting on page 62

## High-current terminal blocks

High-current terminal blocks are designed for a nominal voltage of up to 1,500 V. The terminal blocks are available with a cross-section of up to 240 mm<sup>2</sup>.

➤ More information starting on page 80

## Miniature and micro terminal blocks

The miniature and micro terminal blocks are the smallest terminal blocks in Phoenix Contact's portfolio. Wire conductors in a tight space without having to compromise on quality.

➤ More information starting on page 86

## Sensor/actuator terminal blocks

The sensor/actuator terminal blocks enable you to wire three- or four-conductor sensors and actuators in just one terminal block. Furthermore, you can wire bipolar initiators and actuators with a terminal block width of just 3.5 mm.

➤ More information starting on page 92


# Connection technologies and accessories of the terminal block system

The CLIPLINE complete system features six connection technologies as well as a range of standardized accessories. Thanks to the various connection technologies and the standardized accessories, you can freely select your preferred connection technology.

## Push-X connection

The Push-X connection is a tool-free spring connection. The pretensioned contact chamber enables flexible and rigid conductors with and without ferrules to be wired effortlessly and without significant force.

➤ More information starting on page 10



## Push-in connection

Push-in connection is a direct plug-in spring connection.

➤ More information starting on page 11

## Push-in vertical

Push-in vertical is a Push-in connection with lateral conductor entry.

➤ More information starting on page 11

## Screw connection

Screw connection via tension sleeve is a universal connection. Thanks to the special shape, there is an integrated screw locking mechanism.

➤ More information starting on page 12

## Plug-in bridges

The terminal block system includes plug-in bridges with up to 50 positions. The range also includes wire bridges, bridge bars, and reducing bridges.

➤ More information starting on page 16

## Marking

The marking material for the terminal block system is standardized, thereby enabling it to be used universally.

➤ More information starting on page 19

## Test system

The test system comprises alignable test plugs, standardized 2.3 mm test plugs, and various test sockets.

➤ More information starting on page 17

## PowerTurn connection


PowerTurn connection is a spring connection for conductors that are between 35 and 185 mm<sup>2</sup>. To ensure secure conductor connection, the spring connection has up to three contact springs.

➤ More information starting on page 14

## Fast connection

Fast connection saves you the time spent on conductor pretreatment. When the lever is actuated, the insulation displacement connection cuts into the conductor insulation and thus establishes contact.

➤ More information starting on page 15



## Bolt connection

Bolt connection enables the connection of cables with ring and fork-type cable lugs.

➤ More information starting on page 15

## Spring-cage connection technology

Spring-cage connection technology enables easy spring connection with the aid of a screwdriver.

➤ More information starting on page 14



# Connection technologies of the CLIPLINE complete system

## XT and XTV Push-X connection

### Connection principle

A new concept in tool-free conductor connection: as opposed to existing Push-in connection technology, Push-X can accommodate all types of conductors with direct wiring without the need for tools or significant force. A pretensioned contact spring lies at the heart of this new technology. This spring enables the connection of rigid and flexible conductors with or without ferrules. Even the smallest flexible conductors trigger the connection. Lightly tapping the release surface inside the clamping chamber causes the conductor to be contacted without any significant effort. By tapping, the contact spring is released and the conductor is contacted at lightning speed and permanently. To guarantee extremely quick and easy wiring, however, the contact chamber must not be triggered on

challenging transport routes. To ensure that the clamping chambers remain open until final wiring, our terminal blocks undergo various normative tests, such as transport simulations and vibration tests. If, contrary to expectations, a terminal block should arrive at the customer site with a triggered terminal point, the clamping chambers can be quickly and easily pretensioned again by actuating the push button. The same method can be used to disconnect already wired conductors.

### Material properties

All metal parts of the Push-X terminal blocks are made from corrosion-free materials. The conductive metals are made from high-grade copper alloys. A particular advantage is the low temperature rise due to good electrical conductivity. The surface of the metal

parts is protected by lead-free, galvanic nickel or tin plating. The contact force for the Push-X connection is applied by a leg spring made from high-strength chromium-nickel spring steel. The insulating housings of the terminal blocks are made from recyclable PA 6.6. This elastic plastic with high impact strength is halogen-free and UV-resistant. Further characteristics include good tropical and termite resistance, high chemical resistance, and excellent aging characteristics. Polyamide 6.6 is used for operating temperatures up to 130°C and is certified for flammability rating V0 in accordance with UL 94.

### Your advantages


- ✔ High ease of operation thanks to the effortless and tool-free direct-connection technology
- ✔ Quick installation of all types of conductors with and without ferrule
- ✔ Reduced installation times, thanks to the clamping space opened at the factory and the elimination of conductor pretreatment
- ✔ Quick and easy conductor release as well as pretensioning of the contact spring, enabled by the force-guided actuating element



phoenixcontact.com/  
XT-connection-video




phoenixcontact.com/  
XTV-connection-video



Clamping part of an  
XT terminal block



XT design



XTV design

## PT and PTV Push-in connection

### Connection principle

The PT and PTV Push-in connection terminal blocks were developed for direct conductor connection. This means that rigid conductors or conductors with ferrules are inserted directly into the terminal block without using any tools. The special spring profile enables the easy insertion of conductors with ferrules starting from 0.34 mm<sup>2</sup> and rigid conductors up to 16 mm<sup>2</sup>. Larger cross-sections between 35 and 185 mm<sup>2</sup> can be wired with the PowerTurn spring-cage connection. With the PT and PTV Push-in connection, the contact spring is opened automatically when the conductor is inserted.

This provides the required pressure force against the current bar. The spring is opened by an actuating push button, either to release conductors or to connect

flexible conductors without a ferrule, starting from 0.14 mm<sup>2</sup>. This is done easily and without direct contact with live parts. The button can be operated with all standard screwdrivers. The PT connection technology has been tested and approved for a wide range of approvals. These include, for example, vibration resistance in accordance with railway standard EN 50155 as well as shock and corrosion resistance in accordance with current shipbuilding registers. The connection technology is also certified for process engineering in areas with increased safety (Ex e).

### Material properties

All metal parts of the Push-in connection terminal blocks are made from corrosion-free materials. The conductive metals are made from high-grade copper alloys. A particular advantage is the low

temperature rise due to good electrical conductivity. The surface of the metal parts is protected by lead-free, galvanic nickel or tin plating. The contact force for the Push-in connection is applied by a leg spring made from high-strength chromium-nickel spring steel.


The insulating housings of the terminal blocks are made from recyclable PA 6.6. This elastic plastic with high impact strength is halogen-free and UV-resistant. Further characteristics include good tropical and termite resistance, high chemical resistance, and excellent aging characteristics. Polyamide 6.6 is used for operating temperatures up to 130°C and is certified for flammability rating V0 in accordance with UL 94.

### Your advantages

- ✓ Time-saving conductor connection of pretreated and rigid conductors with tool-free direct connection technology
- ✓ Convenient insertion with 50% lower insertion force
- ✓ Safe wiring and operation with color-coded actuating push button
- ✓ The conductor can be easily released without special tools




phoenixcontact.com/  
PT-connection-video




Clamping part of a  
Push-in terminal block



PT design



PTV design



PTS design

# Connection technologies of the CLIPLINE complete system

## Screw connection

### Connection principle

The screw connection terminal blocks were designed to meet stringent requirements. For more than 90 years, they have proven themselves a billion times over in all manner of applications. An important characteristic is the maintenance-free conductor connection. There is no need to tighten the terminal screws. The screws are prevented from loosening by the Reakdyn principle, a screw locking mechanism developed and patented by Phoenix Contact.

Conductors for Phoenix Contact screw connection terminal blocks can be clamped without pretreatment. Splicing protection can also be implemented in the form of ferrules. A special characteristic of the screw clamping body is the multi-conductor connection, which is also often

required. Large conductor cross-sections up to 240 mm<sup>2</sup> can also be wired gas-tight and with long-term stability thanks to the high contact forces. Screw terminal blocks with test socket screws are also available for special testing tasks. These versions have the suffix P/P.

### Material properties

The metal parts of the UT screw connection terminal blocks are made from high-grade, strain-crack-proof, and corrosion-proof copper alloys as a standard feature. This eliminates the possibility of electrolytic corrosion in the presence of moisture and the risk of rusting. The consequences, such as unreliable electrical contacts and/or jammed screws, are also prevented. Another advantage is the low temperature rise due to good electrical conductivity.

The surface of the metal parts is protected by lead-free, galvanic nickel or tin plating.

The insulating housings of the UT screw terminal blocks are made from recyclable PA 6.6. This elastic plastic with high impact strength is halogen-free and UV-resistant. Further characteristics include good tropical and termite resistance, high chemical resistance, and excellent aging characteristics.


Polyamide 6.6 is used for operating temperatures up to 130°C and is certified for flammability rating V0 in accordance with UL 94.

### Your advantages


- ✔ Save time and space with multi-conductor connection
- ✔ Maintenance-free due to the Reakdyn principle
- ✔ Save money – with uniform bridge, marking, and test accessories
- ✔ High current conductivity with a wide conductor cross-section range of up to 240 mm<sup>2</sup>
- ✔ Known and accepted worldwide due to proven screw connection



phoenixcontact.com/  
UT-connection-video



Clamping part of a screw terminal block



UT 2,5 terminal block

## COMBI plug-in connection

### Connection principle

COMBI plug-in connections are designed for stringent and universal requirements in terms of plug-in capability. The nominal current of the connected conductor is carried through the plug-in contact. The uniform plug-in zone is an important characteristic. Connectors and basic terminal blocks in four connection technologies can be freely combined with each other due to the uniform plug-in zone. The modular structure also enables individual self-assembly of the plugs and the couplings.

All kinds of copper conductors can be connected without pretreatment. Splicing protection can also be implemented in the form of ferrules.

COMBI connectors in all connection technologies provide a large amount of

insertion space. This makes it possible for conductors with the nominal cross-section to be wired even if fitted with ferrules or insulating collars.

### Material properties

All metal parts of the COMBI connectors are made from corrosion-free materials. The distinction between the electrical and mechanical functions is a particular advantage. The conductive metals are made from high-grade copper alloys. The surface of the metal parts is protected by lead-free, galvanic nickel or tin plating. The high current carrying capacity of the contact is achieved by an integrated reinforced spring contact made from high-strength chromium-nickel spring steel. The insulating housings of the COMBI connectors are made from recyclable PA 6.6. This elastic plastic


with high impact strength is halogen-free and UV-resistant. Further characteristics include good tropical and termite resistance, high chemical resistance, and excellent aging characteristics. Polyamide 6.6 is used for operating temperatures up to 130°C and is certified for flammability rating V0 in accordance with UL 94.

### Your advantages

- ✔ Powerful plug-in contact enables nominal currents up to 41 A and nominal voltages up to 1,000 V
- ✔ High level of safety with the touch-proof connector design
- ✔ Protection against mismatching with individual coding options
- ✔ Vibration-resistant with optional latching accessories
- ✔ Complete flexibility with connectors designed for self-assembly



phoenixcontact.com/  
COMBI-connection-video



Clamping part of a  
plug-in terminal block



ST 2,5/2P terminal block

## Connection technologies of the CLIPLINE complete system

### ST spring-cage connection technology

ST spring-cage terminal blocks were developed for universal spring-loaded conductor contacting. The contact force is independent of the user and creates a vibration-resistant, gas-tight connection with long-term stability. The terminal point is opened with a standard screwdriver. After the conductor has been inserted into the clamping space, the screwdriver is removed and the conductor automatically

makes contact. The front connection, with the conductor and screwdriver coming from the same direction in parallel, ensures convenient operation.

All kinds of copper conductors up to 35 mm<sup>2</sup> can be clamped without pretreatment. Splicing protection can also be implemented in the form of ferrules.

Spring-cage terminal blocks from Phoenix Contact provide a large insertion

space. This makes it possible to wire conductors with ferrules and insulating collars with a nominal cross-section.

#### Your advantages

- ✔ No restriction on cross-sections when using conductors with ferrules
- ✔ Lower logistics costs with uniform accessories
- ✔ Comprehensive range of accessories: standardized for bridging, testing, and marking



phoenixcontact.com/  
ST-connection-video



*Clamping part of a spring-cage terminal block*

### PowerTurn connection

The PowerTurn connection was developed for the PTPOWER high-current terminal blocks. The connection consists of up to three terminal springs and an orange lever. PowerTurn connection technology is particularly suitable for conductor cross-sections between 16 and 185 mm<sup>2</sup>. Conductor connection is designed to be quick and easy. After the terminal block is snapped onto the DIN rail, insert the conductors in the connection

area and close the orange lever. When closing the lever, make sure that you do not actuate the screwdriver in the upper shaft area; only do this when it is inserted completely in the lever. You can check for proper closing by the three congruent profiles on the housing and the levers. To release the connection, insert the screwdriver into the lever opening again and move the lever towards the middle of the terminal. The clamping space is not


completely open until a click can be heard clearly. Even in the open end position, the three profiles are congruent on the lever and the terminal block.

#### Your advantages

- ✔ Quick and easy connection with the convenient lever technology
- ✔ Secure connection indicated by a visual and audible signal
- ✔ Quick determination of the terminal block state based on the lever position



phoenixcontact.com/  
power-turn-connection-  
video



*Clamping part of a PTPOWER high-current terminal block*



## QT fast connection

The QT QUICKON terminal blocks were designed for fast conductor connection. With this connection technology, it is no longer necessary to strip or to fit splicing protection. To contact the conductors, you just need to cut the conductors to length, insert them, and lock the lever by actuating it with a screwdriver. By turning the lever, the conductor insulation is cut open, displaced, and

the conductor is securely engaged in the end position where it makes extensive, gas-tight contact. Due to the simplicity of the connection and because there is no need for conductor pretreatment, you significantly reduce the wiring time. Rigid and flexible conductors from 0.25 to 2.5 mm<sup>2</sup> can be wired without aids. The high quality of the QUICKON fast connection is demonstrated among other

things by the fact that this connection is certified in accordance with the standard for Ex e applications.

### Your advantages

- ✔ Time savings of up to 60% during connection as no conductor pretreatment is required
- ✔ Reliable setting of the switching states with the snap-on swiveling lever
- ✔ Comprehensive range of accessories: standardized for bridging, testing, and marking



phoenixcontact.com/  
QT-connection-video



*Clamping part of a fast-connection terminal block*

## RT bolt connection

The RT bolt connection terminal blocks have been developed with a robust design and for the convenient wiring of ring cable lugs. An important characteristic is the hinged cover with captive cap nut. This ensures quick and easy ring cable lug wiring. The integrated screw locking mechanism in the form of a spring retainer guarantees safe use, even in applications that are subject to shock and vibration. All ring cable lugs can be connected in


accordance with DIN 46234, DIN 46235, or DIN 46237. A special characteristic of the bolt connection is the often required multi-conductor connection, on which up to four cable lugs can be connected per bolt. Safe wiring of all kinds of conductors up to 300 mm<sup>2</sup> with long-term stability.

### Your advantages

- ✔ Considerable conductor pull-out forces due to high contact force and large contact surfaces
- ✔ Safety for users with integrated touch protection
- ✔ Quick ring cable lug wiring due to the hinged cover



phoenixcontact.com/  
RT-connection-video



*Clamping part of a bolt connection terminal block*

# Accessories of the CLIPLINE complete system

## Flexible plug-in bridge system

One plug-in bridge for all connection technologies. To enable fast and individual potential distribution, the terminal blocks in the CLIPLINE complete system have two function shafts. They are arranged in a line across all the terminal blocks, allowing the connection technologies to be combined.

### Standardized plug-in bridges

The 2- to 50-pos. plug-in bridges allow you to save time when carrying out any potential bridging tasks. The pincer design means that the plug-in bridges fit securely in the function shaft and can only be released with the aid of a screwdriver. If you need to shorten the plug-in bridge, just use a standard diagonal cutter. To ensure that maximum safety is still maintained in terms of touch protection, plug-in bridges -5 and -6 have special caps (FBSC) for closing the open bridge side. For bridging between non-adjacent terminal blocks, the individual contacts can also be removed using a diagonal cutter. We recommend using our CUTFOX-FBS cutting tool for this, which was specifically designed for this application. A marking segment has been incorporated on the top of the bridge to indicate that contacts have been skipped. You can simply mark the contact points accordingly with a pen.

### Short-circuit plug

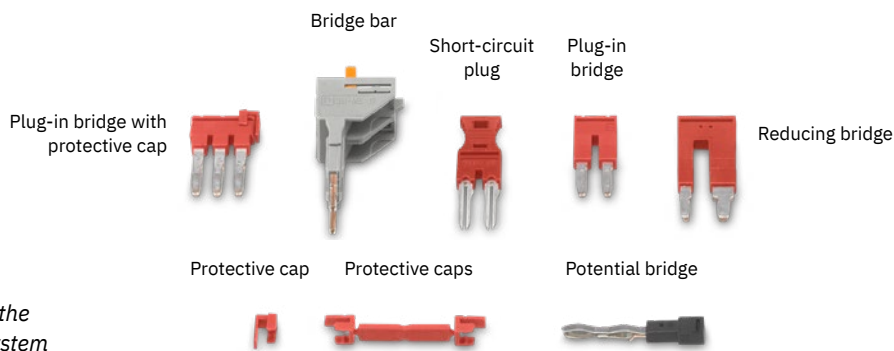

In addition to standard plug-in bridges, the bridging system includes short-circuit plugs with an extraction tool (FBSRH). The extraction tool allows you to easily remove the plug without using an additional tool. These bridges are particularly useful for testing applications where the plug-in bridge is not plugged in for permanent use.

### Reducing bridges

Reducing bridges enable you to connect various terminal blocks in different cross-sections. For example, you can connect terminal blocks with a 6 mm<sup>2</sup> cross-section to 2.5 mm<sup>2</sup> terminal blocks. This provides a clever way to integrate feed-in into your control cabinet.

### Bridge bars

The plug-in bridge bars are of particular interest for transformer circuits. The bridge bars can be quickly and easily connected and disconnected, without having to remove the bridge. The bridges create a quick, removable connection between adjacent terminal blocks.



Bridge accessories of the CLIPLINE complete system

# Accessories of the CLIPLINE complete system

## Test system

The CLIPLINE complete system includes a comprehensive range of test accessories. All test plugs and test sockets make contact in the freely accessible function shaft or in the test points intended for this purpose.

### 2.3 mm test plugs

To simplify the testing of individual measuring cables, the standardized test system has various colored test plugs with a diameter of 2.3 mm. The contact of the plug is split into four slightly bent contact pins. A kind of spring suspension has thus been integrated. This means that the elastically deformed pins clamp securely in the function shaft or the test pick-off.

### Test adapters


In addition to the simple 2.3 mm test plugs, the test system includes test adapters. They come in a wide selection of forms and colors, with the right test adapter available for every field of application. The test adapters use the pincer system of the standard plug-in bridges and can therefore only be clamped in the function shaft.

### Alignable test adapters


In addition to the individual test adapters, the system also includes alignable test adapters. They also use the pincer system of the standard plug-in bridges and can therefore also only be clamped in the

function shaft. Due to their design, the adapters can be aligned without requiring any additional accessories. Spacer plates are available so that you can skip a slot.

The test adapters can thus be assembled individually and optimally adapted to your test laboratory.



Modular test plug      Test adapter      Test plug with insulating sleeve      Modular test plug



Test accessories of the CLIPLINE complete system

## Connection technologies of the CLIPLINE complete system

### LPS service plugs


The LPS service plugs are suitable for a variety of testing applications. The service plugs are equipped with LP lever connection technology, making repeat wiring quick and easy. The contact springs have a silver-plated surface to ensure that the connectors provide consistent and long-lasting quality. In addition, the connectors are designed so that they can be inserted into the multifunction slot

over and over again without requiring a great deal of force. These two properties guarantee that the LPS plugs are suitable for at least 200 insertion cycles before they have to be replaced. The LPS plugs are available as single connectors as well as modular versions. To ensure a tight fit, no more than 10 modular connectors should be used in a row. The nominal data is the same for all versions. The nominal

cross-section is 2.5 mm<sup>2</sup>, with a rated voltage of 800 V and a rated current of 24 A after derating.

#### Your advantages

- ✔ Maximum handling convenience – the lever technology enables fast and effort-saving wiring
- ✔ High-level flexibility – connection of different conductor types with and without ferrules
- ✔ Quick mounting – simple integration into the function shaft of the terminal block
- ✔ Long-lasting – up to 200 insertion cycles with the robust, silver-plated connection zone



### LPO pick-off plugs

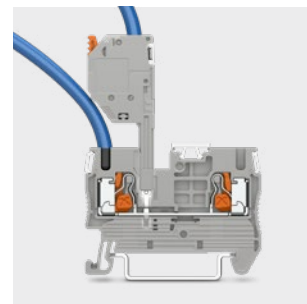
The LPO pick-off plugs enable the simple integration of additional load contacts via the function shaft of the terminal blocks. With this simple integration, the plugs feature a great advantage, especially with regard to design changes in switchgear. Instead of having to retrofit the switchgear with new terminal strips, the LPO plugs make it easy to integrate additional load contacts. To ensure that the load

contacts are also suitable as a permanent solution, the contact spring is designed so that the plug latches firmly into the multifunction shaft. This means that the plugs withstand high tensile forces and can only be released with increased force. The plugs are also equipped with LP lever technology to ensure easy handling when installing conductors. The plugs are available as single plugs as well as

modular versions.

#### Your advantages

- ✔ Maximum handling convenience – the lever technology enables fast and effort-saving wiring
- ✔ High-level flexibility – connection of different conductor types with and without ferrules
- ✔ Quick mounting – simple integration into the function shaft of the terminal block
- ✔ Secure connection – the design of the connectors enables a durable and robust connection

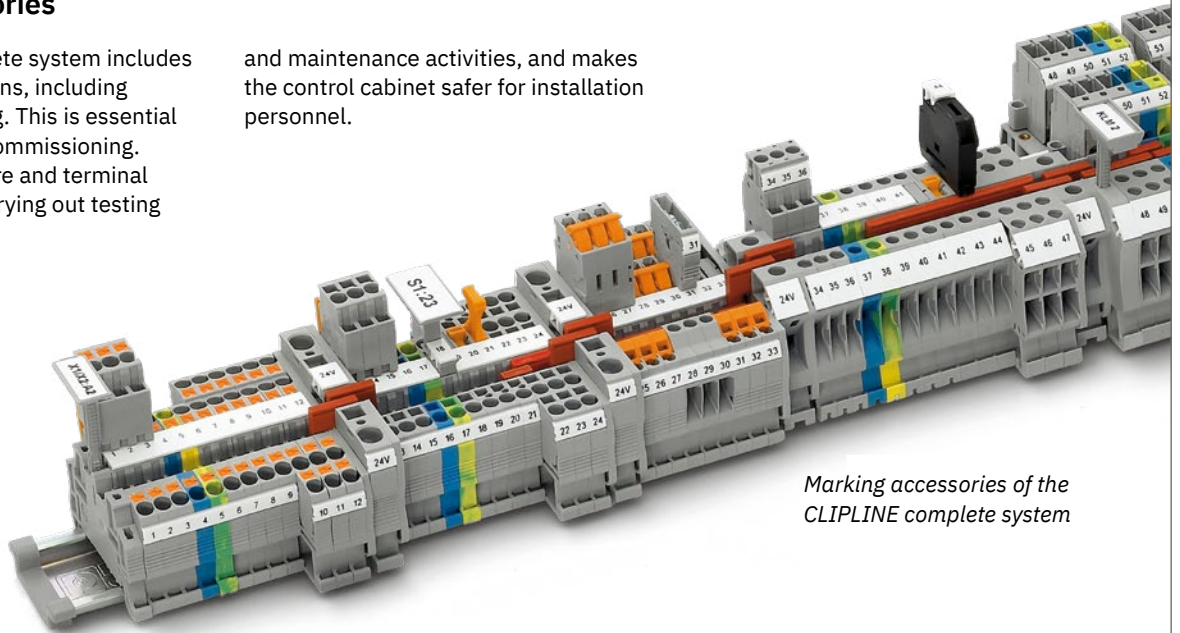


# Accessories of the CLIPLINE complete system

## Marking accessories

The CLIPLINE complete system includes various marking options, including large-surface marking. This is essential for clear wiring and commissioning. Marking simplifies wire and terminal assignment when carrying out testing

and maintenance activities, and makes the control cabinet safer for installation personnel.



Marking accessories of the CLIPLINE complete system

## Group and terminal strip marking

Optional snap-on, large-surface marker carriers are available for group and terminal strip marking. In conjunction with the corresponding marking accessories, they support quick and easy identification of the individual modules.

## Terminal marking

In addition to terminal strip marking, the system also includes numerous marking materials for the individual terminals and terminal points.

## Warning labels


In addition to marking terminal points, the portfolio also includes warning labels. Warning labels can be used to identify circuits that carry current despite the actuation of the main circuit breaker, for example.

## Wire marking

In addition to marking material for terminal strips, the marking system features numerous types of wire markings. This further simplifies the assignment of wires and terminal points.

## Printing systems

Do you want to mark your marking material yourself? No problem. Along with the option of ordering custom-marked marking materials, Phoenix Contact also offers various printing systems.




Marking accessories of the CLIPLINE complete system



## Push-X terminal blocks

The XT and XTV terminal blocks feature Push-X technology. The new technology enables the tool-free connection of rigid and flexible conductors with and without ferrules. Due to the pretensioned contact chamber, even the smallest flexible conductors can be wired in a time-saving and almost force-free manner. The XT terminal blocks are equipped with a frontal conductor connection. For the XTV 6, XTV 10, and XTV 16 versions, lateral connection was selected due to the bending radii.



### Your advantages





- ✓ High ease of operation thanks to the almost effortless and tool-free direct-connection technology
- ✓ Quick installation of all types of conductors with and without ferrule
- ✓ Reduced installation times, thanks to the clamping space opened at the factory and the elimination of conductor pretreatment
- ✓ Quick and easy conductor release as well as pretensioning of the contact spring, enabled by the force-guided actuating element



# Product overview of terminal blocks with Push-X technology

1



2



CLIPLINE complete | Push-X terminal blocks


Feed-through terminal blocks (2-conductor)				Connection method versions		
				Technology	Type	Item no.
	Type	Item no.	XT 2,5	<a href="#">1343106</a>		
	Connection technology		Push-X connection			
	Blue housing version		XT 2,5 BU	<a href="#">1343114</a>		
	PE version		XT 2,5-PE	<a href="#">1343116</a>		
	Current / voltage		24 A / 800 V			
	Cross-section range (IEC//AWG)		0.75 mm <sup>2</sup> ... 4 mm <sup>2</sup> // 18 ... 12			
	Type	Item no.	XTV 6	<a href="#">1329493</a>		
	Connection technology		Push-X connection			
	Blue housing version		XTV 6 BU	<a href="#">1329494</a>		
	PE version		XTV 6-PE	<a href="#">1329495</a>		
	Current / voltage		41 A / 1000 V			
	Cross-section range (IEC//AWG)		1.5 mm <sup>2</sup> ... 10 mm <sup>2</sup> // 14 ... 8			
	Type	Item no.	XTV 10	<a href="#">1329547</a>		
	Connection technology		Push-X connection			
	Blue housing version		XTV 10 BU	<a href="#">1329549</a>		
	PE version		XTV 10-PE	<a href="#">1329550</a>		
	Current / voltage		57 A / 1000 V			
	Cross-section range (IEC//AWG)		2.5 mm <sup>2</sup> ... 16 mm <sup>2</sup> // 12 ... 6			
	Type	Item no.	XTV 16	<a href="#">1329672</a>		
	Connection technology		Push-X connection			
	Blue housing version		XTV 16 BU	<a href="#">1329673</a>		
	PE version		XTV 16-PE	<a href="#">1329674</a>		
	Current / voltage		76 A / 1000 V			
	Cross-section range (IEC//AWG)		4 mm <sup>2</sup> ... 25 mm <sup>2</sup> // 10 ... 4			

Multi-conductor terminal blocks (3-conductor)				Connection method versions		
				Technology	Type	Item no.
 	Type	Item no.	XT 2,5-TWIN	<a href="#">1343117</a>		
	Connection technology		Push-X connection			
	Blue housing version		XT 2,5-TWIN BU	<a href="#">1343121</a>		
	PE version		XT 2,5-TWIN-PE	<a href="#">1343123</a>		
	Current / voltage		24 A / 800 V			
	Cross-section range (IEC//AWG)		0.75 mm <sup>2</sup> ... 4 mm <sup>2</sup> // 18 ... 12			

# Product overview of terminal blocks with Push-X technology

Multi-conductor terminal blocks (3-conductor)				Connection method versions		
				Technology	Type	Item no.
	Type	Item no.	XTV 6-TWIN	<a href="#">1329499</a>		
	Connection technology		Push-X connection			
	Blue housing version		XTV 6-TWIN BU	<a href="#">1329506</a>		
	PE version		XTV 6-TWIN-PE	<a href="#">1329507</a>		
	Current / voltage		41 A / 1000 V			
	Cross-section range (IEC//AWG)		1.5 mm <sup>2</sup> ... 10 mm <sup>2</sup> // 14 ... 8			
	Type	Item no.	XTV 10-TWIN	<a href="#">1329603</a>		
	Connection technology		Push-X connection			
	Blue housing version		XTV 10-TWIN BU	<a href="#">1329605</a>		
	PE version		XTV 10-TWIN-PE	<a href="#">1329606</a>		
	Current / voltage		57 A / 1000 V			
	Cross-section range (IEC//AWG)		2.5 mm <sup>2</sup> ... 16 mm <sup>2</sup> // 12 ... 6			

Multi-conductor terminal blocks (4-conductor)				Connection method versions		
				Technology	Type	Item no.
	Type	Item no.	XT 2,5-QUATTRO	<a href="#">1343129</a>		
	Connection technology		Push-X connection			
	Blue housing version		XT 2,5-QUATTRO BU	<a href="#">1343130</a>		
	PE version		XT 2,5-QUATTRO-PE	<a href="#">1343137</a>		
	Current / voltage		24 A / 800 V			
	Cross-section range (IEC//AWG)		0.75 mm <sup>2</sup> ... 4 mm <sup>2</sup> // 18 ... 12			
	Type	Item no.	XTV 6-QUATTRO	<a href="#">1329511</a>		
	Connection technology		Push-X connection			
	Blue housing version		XTV 6-QUATTRO BU	<a href="#">1329512</a>		
	PE version		XTV 6-QUATTRO-PE	<a href="#">1329513</a>		
	Current / voltage		41 A / 1000 V			
	Cross-section range (IEC//AWG)		1.5 mm <sup>2</sup> ... 10 mm <sup>2</sup> // 14 ... 8			

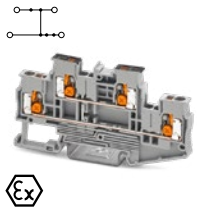
Double-level terminal blocks				Connection method versions		
				Technology	Type	Item no.
	Type	Item no.	XTTB 2,5	<a href="#">1453789</a>		
	Connection technology		Push-X connection			
	Blue housing version		XTTB 2,5 BU	<a href="#">1453899</a>		
	PE version		XTTB 2,5-PE	<a href="#">1453897</a>		
	Current / voltage		22 A / 800 V			
	Cross-section range (IEC//AWG)		0.75 mm <sup>2</sup> ... 4 mm <sup>2</sup> // 18 ... 12			


# Product overview of terminal blocks with Push-X technology


1


2


CLIPLINE complete | Push-X terminal blocks

Double-level terminal blocks				Connection method versions		
				Technology	Type	Item no.
	Type	Item no.	XTTB 2,5-PV	1453890		
	Connection technology		Push-X connection			
	Current / voltage		22 A / 800 V			
	Cross-section range (IEC//AWG)		0.75 mm <sup>2</sup> ... 4 mm <sup>2</sup> // 18 ... 12			


Basic disconnect terminal blocks				Connection method versions		
				Technology	Type	Item no.
	Type	Item no.	XT 2,5-TG	1462719		
	Connection technology		Push-X connection			
	Current / voltage		20 A / 500 V			
	Cross-section range (IEC//AWG)		0.75 mm <sup>2</sup> ... 4 mm <sup>2</sup> // 18 ... 12			


Basic disconnect terminal blocks (3-conductor)				Connection method versions		
				Technology	Type	Item no.
	Type	Item no.	XT 2,5-TWIN-TG	1462724		
	Connection technology		Push-X connection			
	Current / voltage		20 A / 500 V			
	Cross-section range (IEC//AWG)		0.75 mm <sup>2</sup> ... 4 mm <sup>2</sup> // 18 ... 12			



Basic disconnect terminal blocks (4-conductor)				Connection method versions		
				Technology	Type	Item no.
	Type	Item no.	XT 2,5-QUATTRO-TG	1462727		
	Connection technology		Push-X connection			
	Current / voltage		20 A / 500 V			
	Cross-section range (IEC//AWG)		0.75 mm <sup>2</sup> ... 4 mm <sup>2</sup> // 18 ... 12			

Knife-disconnect terminal blocks				Connection method versions		
				Technology	Type	Item no.
	Type	Item no.	XT 2,5-MT	1462716		
	Connection technology		Push-X connection			
	Blue housing version		XT 2.5-MT BU	1462717		
	Current / voltage		20 A / 500 V			
	Cross-section range (IEC//AWG)		0.75 mm <sup>2</sup> ... 4 mm <sup>2</sup> // 18 ... 12			

# Product overview of terminal blocks with Push-X technology

Knife-disconnect terminal blocks (3-conductor)				Connection method versions		
				Technology	Type	Item no.
	Type	Item no.	XT 2,5-TWIN-MT	1462720		
	Connection technology		Push-X connection			
	Blue housing version		XT 2,5-TWIN-MT BU	1462721		
	Current / voltage		20 A / 500 V			
	Cross-section range (IEC//AWG)		0.75 mm <sup>2</sup> ... 4 mm <sup>2</sup> // 18 ... 12			

Knife-disconnect terminal blocks (4-conductor)				Connection method versions		
				Technology	Type	Item no.
	Type	Item no.	XT 2,5-QUATTRO-MT	1462725		
	Connection technology		Push-X connection			
	Blue housing version		XT 2,5-QUATTRO-MT BU	1462726		
	Current / voltage		20 A / 500 V			
	Cross-section range (IEC//AWG)		0.75 mm <sup>2</sup> ... 4 mm <sup>2</sup> // 18 ... 12			

Test-disconnect terminal blocks				Connection method versions		
				Technology	Type	Item no.
	Type	Item no.	XTVMEA 6	1446173		
	Connection technology		Push-X connection			
	Current / voltage		30 A / 500 V			
	Cross-section range (IEC//AWG)		1.5 mm <sup>2</sup> ... 10 mm <sup>2</sup>			
	Type	Item no.	XTVMED 6	1446172		
	Connection technology		Push-X connection			
	PE version		XTVMED 6-PE	1446171		
	Current / voltage		41 A / 800 V			
	Cross-section range (IEC//AWG)		1.5 mm <sup>2</sup> ... 10 mm <sup>2</sup>			



## Further information about Push-X technology


1

2

CLIPLINE complete | Push-X terminal blocks

### Consistently high level of quality

When a new technology arrives on the market, many will welcome it while others will be more skeptical. In order to reduce doubt as far as possible, we made sure we adopted as much as possible of the proven Push-in technology when developing this new connection technology. For this reason, we have largely adopted the PT spring and the familiar design of the current bar. In addition, the XT terminal blocks use almost the same terminal housing of the PT versions. The only difference between the two terminal housings is a few cooling fins. Otherwise, the only differences between the terminal blocks are the new contact chambers and the actuating push buttons.



*XT 2,5 terminal block*



*PT 2,5 terminal block*

### Reliable contact chamber


To guarantee extremely quick and easy wiring, the contact chamber must not be triggered even on challenging transport routes. To enable us to guarantee that the clamping chambers remain open until the final wiring step, our terminal blocks are subjected to various normative tests. These include vibration tests for railway applications, a transport simulation, and various climate simulations. In addition to the normative tests, we also introduced a drop-fall test. In this test, the terminal blocks are dropped several times from different heights.



*Tumbling barrel test*

## Feed-through and multi-conductor terminal blocks

The feed-through terminal blocks, multi-conductor terminal blocks, and potential collective terminals are suitable for the simple and space-saving connection of two or more conductors. The terminal blocks are characterized by their flexible bridgeability and optimum marking options. The terminal blocks allow you to install conductors between 0.14 and 50 mm<sup>2</sup>.



### Your advantages


- ✓ Space-saving terminal strip configuration with the compact terminal block design
- ✓ Easy and clear potential distribution due to the standardized system accessories
- ✓ Universal application, for conductor cross-sections between 0.14 and 50 mm<sup>2</sup>

# Overview of terminal block versions

## Feed-through terminal blocks

Feed-through terminal blocks are a universal solution in the control cabinet. The terminal blocks feature two terminal points and a compact design. The large cross-section range of the terminal blocks allows for use in every application. The nominal cross-sections of the terminal blocks mean that various conductor cross-sections can be accommodated.

For example, the nominal cross-section of 2.5 mm<sup>2</sup> is designed for conductor cross-sections between 0.14 and 4 mm<sup>2</sup>. This facilitates fast and cost-effective wiring.




PT 2,5 feed-through terminal blocks

## Multi-conductor terminal blocks

Even more compact wiring is possible with multi-conductor terminal blocks. Multi-conductor terminal blocks are feed-through terminal blocks with three or four connection points that are all routed via the same busbar. This allows you to connect up to four conductors with individual wiring per terminal block.

The design of the terminal blocks means that fewer terminal blocks and supply lines are required for the wiring. Along with an improved overview, this also enables wiring or potential distribution in tight spaces.



PT 2,5-TWIN multi-conductor terminal blocks

## Ground terminals

Feed-through and multi-conductor terminal blocks often have PE terminals that are the same shape. These terminals have the suffix -PE. The green-yellow terminals conform to standard IEC 60947-7-2 and are connected to the DIN rail by means of a metal PE foot. The connection between the terminal points and the DIN rail is established automatically when the terminals are snapped on.




PT 2,5-PE ground terminals with metal PE foot

# Product overview of feed-through and multi-conductor terminal blocks









## Potential collective terminals

The compact potential collective terminals offer you a wide range of application options.

The space-saving design of the terminals enables potential distribution or collection in a small amount of space. You can bridge the terminals using standard plug-in bridges from the CLIPLINE complete system. Testing is performed via the 2.3 mm standard test pick-off. A large-surface marking option is available for each terminal point.




PT 35/4X6/6X2,5 potential collective terminals

Feed-through terminal blocks (2-conductor)				Connection method versions				
				Technology	Type	Item no.		
	Type	Item no.	PT 1,5/S					
	Item no.		3208100					
	Connection technology		Push-in connection					
	Blue housing version		PT 1,5/S BU	3208126	Push-in connection	PTS 1,5/S	3214547	
	PE version		PT 1,5/S-PE	3208139	Screw connection	UT 1,5	1452265	
	Current / voltage		17.5 A / 500 V		Spring-cage connection	ST 1,5	3031076	
	Cross-section range (IEC//AWG)		0.14 mm <sup>2</sup> ... 1.5 mm <sup>2</sup> // 26 ... 16	Fast connection	QTC 1,5	3205019		
		Type	Item no.	PT 2,5				
		Item no.		3209510				
		Connection technology		Push-in connection				
		Blue housing version		PT 2,5 BU	3209523	Push-in connection	PTV 2,5	1078960
		PE version		PT 2,5-PE	3209536	Push-in connection	PTS 2,5	3211799
Current / voltage			24 A / 800 V		Screw connection	UT 2,5	3044076	
	Cross-section range (IEC//AWG)		0.14 mm <sup>2</sup> ... 4 mm <sup>2</sup> // 26 ... 12	Spring-cage connection	ST 2,5	3031212		
		Type	Item no.	PT 4				
		Item no.		3211757				
		Connection technology		Push-in connection				
		Blue housing version		PT 4 BU	3211760	Push-in connection	PTV 4	1088728
		PE version		PT 4-PE	3211766	Push-in connection	PTS 4	3213601
Current / voltage			32 A / 800 V		Screw connection	UT 4	3044102	
	Cross-section range (IEC//AWG)		0.2 mm <sup>2</sup> ... 6 mm <sup>2</sup> // 24 ... 10	Spring-cage connection	ST 4	3031364		
		Type	Item no.	PT 6				
		Item no.		3211813				
		Connection technology		Push-in connection				
		Blue housing version		PT 6 BU	3211819	Push-in connection	PTV 6	1116734
		PE version		PT 6-PE	3211822	Screw connection	UT 6	3044131
Current / voltage			41 A / 1000 V		Spring-cage connection	ST 6	3031487	
	Cross-section range (IEC//AWG)		0.5 mm <sup>2</sup> ... 10 mm <sup>2</sup> // 20 ... 8					

# Product overview of feed-through and multi-conductor terminal blocks

1

2

Feed-through terminal blocks (2-conductor)					Connection method versions		
					Technology	Type	Item no.
 	Type	Item no.	PT 10	3212120	Screw connection	UT 10	3044160
	Connection technology		Push-in connection				
	Blue housing version		PT 10 BU	3212123			
	PE version		PT 10-PE	3212131			
	Current / voltage		57 A / 1000 V				
	Cross-section range (IEC//AWG)		0.5 mm <sup>2</sup> ... 16 mm <sup>2</sup> // 20 ... 6		Spring-cage connection	ST 10	3036110
Type	Item no.	PT 16 N	3212138				
Connection technology		Push-in connection					
Blue housing version		PT 16 N BU	3212142				
PE version		PT 16 N-PE	3212147				
	Current / voltage		76 A / 1000 V		Screw connection	UT 16	3044199
	Cross-section range (IEC//AWG)		0.5 mm <sup>2</sup> ... 25 mm <sup>2</sup> // 20 ... 4				
Type	Item no.	UT 35	3044225				
Connection technology		Screw connection					
Blue housing version		UT 35 BU	3044238				
	PE version		UT 35-PE	3044241	Spring-cage connection	ST 35	3036178
	Current / voltage		125 A / 1000 V				
	Cross-section range (IEC//AWG)		1.5 mm <sup>2</sup> ... 50 mm <sup>2</sup> // 14 ... 2				
Type	Item no.	RT 3	3049013				
Connection technology		Bolt connection					
Blue housing version		RT 3 BU	3049110				
	PE version		RT 3-PE	3049411	Screw connection	UT 16	3044199
	Current / voltage		24 A / 1000 V				
	Bolt diameter		3 mm				
	Cross-section of cable lug connection		0.5 mm <sup>2</sup> ... 2.5 mm <sup>2</sup>				
Type	Item no.	RTO 3	3049518				
Connection technology		Bolt connection					
Blue housing version		RTO 3 BU	3049660				
	PE version		RTO 3-PE	3049615	Screw connection	UT 16	3044199
	Current / voltage		24 A / 1000 V				
	Bolt diameter		3 mm				
	Cross-section of cable lug connection		0.5 mm <sup>2</sup> ... 2.5 mm <sup>2</sup>				

CLIPLINE complete | Feed-through and multi-conductor terminal blocks

## Important note





The technical data in the product tables relates to the specified reference item. It may differ slightly for connection versions in some cases.

You will find the exact and complete data for the individual items in our online shop. There is also a list of corresponding accessories provided for each item.












# Product overview of feed-through and multi-conductor terminal blocks

Feed-through terminal blocks (2-conductor)				Connection method versions		
				Technology	Type	Item no.
	Type	Item no.	RT 5	<a href="#">3049026</a>		
	Connection technology		Bolt connection			
	Blue housing version		RT 5 BU	<a href="#">3049123</a>		
	PE version		RT 5-PE	<a href="#">3049424</a>		
	Current / voltage		41 A / 1000 V			
	Bolt diameter		5 mm			
	Type	Item no.	RTO 5	<a href="#">3049521</a>		
	Connection technology		Bolt connection			
	Blue housing version		RTO 5 BU	<a href="#">3049767</a>		
	PE version		RTO 5-PE	<a href="#">3049628</a>		
	Current / voltage		41 A / 1000 V			
	Bolt diameter		5 mm			
	Type	Item no.	RT 8	<a href="#">3049042</a>		
	Connection technology		Bolt connection			
	Blue housing version		RT 8 BU	<a href="#">3049148</a>		
	Current / voltage		125 A / 1000 V			
	Bolt diameter		8 mm			
	Cross-section of cable lug connection		2.5 mm <sup>2</sup> ... 35 mm <sup>2</sup>			
	Type	Item no.	RTO 8	<a href="#">3049343</a>		
	Connection technology		Bolt connection			
	Blue housing version		RTO 8 BU	<a href="#">3049864</a>		
	Current / voltage		125 A / 1000 V			
	Bolt diameter		8 mm			
	Cross-section of cable lug connection		2.5 mm <sup>2</sup> ... 35 mm <sup>2</sup>			

# Product overview of feed-through and multi-conductor terminal blocks







1

2

Multi-conductor terminal blocks (3-conductor)					Connection method versions		
					Technology	Type	Item no.
	Type	Item no.	PT 1,5/S-TWIN	3208155	Push-in connection Spring-cage connection Fast connection	PTS 1,5/S-TWIN ST 1,5-TWIN QTC 1,5-TWIN	3214589 3031128 3205048
	Connection technology		Push-in connection				
	Blue housing version	Item no.	PT 1,5/S-TWIN BU	3208168			
	PE version	Item no.	PT 1,5/S-TWIN-PE	3208171			
	Current / voltage		17.5 A / 500 V				
	Cross-section range (IEC//AWG)		0.14 mm <sup>2</sup> ... 1.5 mm <sup>2</sup> // 26 ... 16				
	Type	Item no.	PT 2,5-TWIN	3209549	Push-in connection Push-in connection Screw connection Spring-cage connection Spring-cage connection Fast connection	PTV 2,5-TWIN PTS 2,5-TWIN UT 2,5-TWIN ST 2,5-TWIN STS 2,5-TWIN QTC 2,5-TWIN	1078966 3211896 3044513 3031241 3031720 3206445
	Connection technology		Push-in connection				
	Blue housing version	Item no.	PT 2,5-TWIN BU	3209552			
	PE version	Item no.	PT 2,5-TWIN-PE	3209565			
	Current / voltage		24 A / 800 V				
	Cross-section range (IEC//AWG)		0.14 mm <sup>2</sup> ... 4 mm <sup>2</sup> // 26 ... 12				
	Type	Item no.	PT 4-TWIN	3211771	Push-in connection Push-in connection Screw connection Spring-cage connection	PTV 4-TWIN PTS 4-TWIN UT 4-TWIN ST 4-TWIN	1088731 3213604 3044364 3031393
	Connection technology		Push-in connection				
	Blue housing version	Item no.	PT 4-TWIN BU	3211775			
	PE version	Item no.	PT 4-TWIN-PE	3211780			
	Current / voltage		32 A / 800 V				
	Cross-section range (IEC//AWG)		0.2 mm <sup>2</sup> ... 6 mm <sup>2</sup> // 24 ... 10				
	Type	Item no.	UT 4-TWIN HV	3000608	Screw connection		
	Connection technology		Screw connection				
	Current / voltage		32 A / 1000 V				
	Cross-section range (IEC//AWG)		0.14 mm <sup>2</sup> ... 6 mm <sup>2</sup> // 26 ... 10				
	Type	Item no.	PT 6-TWIN	3211929	Push-in connection Spring-cage connection	PTV 6-TWIN ST 6-TWIN	1116737 3036466
	Connection technology		Push-in connection				
	Blue housing version	Item no.	PT 6-TWIN BU	3211485			
	PE version	Item no.	PT 6-TWIN-PE	3211498			
	Current / voltage		41 A / 1000 V				
	Cross-section range (IEC//AWG)		0.5 mm <sup>2</sup> ... 10 mm <sup>2</sup> // 20 ... 8				
	Type	Item no.	PT 10-TWIN	3208746	Spring-cage connection	ST 10-TWIN	3035288
	Connection technology		Push-in connection				
	Current / voltage		57 A / 1000 V				
	Cross-section range (IEC//AWG)		0.5 mm <sup>2</sup> ... 16 mm <sup>2</sup> // 20 ... 6				
	Type	Item no.	PT 16-TWIN N	3208760	Spring-cage connection	ST 16-TWIN	3035328
	Connection technology		Push-in connection				
	Blue housing version	Item no.	PT 16-TWIN N BU	3208773			
	PE version	Item no.	PT 16-TWIN N-PE	3208786			
	Current / voltage		76 A / 1000 V				
	Cross-section range (IEC//AWG)		0.5 mm <sup>2</sup> ... 25 mm <sup>2</sup> // 20 ... 4				

CLIPLINE complete | Feed-through and multi-conductor terminal blocks



# Product overview of feed-through and multi-conductor terminal blocks




Multi-conductor terminal blocks (4-conductor)					Connection method versions		
					Technology	Type	Item no.
	Type	Item no.	PT 1,5/S-QUATTRO	3208197	Push-in connection Spring-cage connection Fast connection	PTS 1,5/S-QUATTRO ST 1,5/S-QUATTRO QTC 1,5-QUATTRO	3214615 3213124 3205077
	Connection technology		Push-in connection				
	Blue housing version	Item no.	PT 1,5/S-QUATTRO BU	3208208			
	PE version	Item no.	PT 1,5/S-QUATTRO-PE	3208333			
	Current / voltage		17.5 A / 500 V				
	Cross-section range (IEC//AWG)		0.14 mm <sup>2</sup> ... 1.5 mm <sup>2</sup> // 26 ... 16				
	Type	Item no.	PT 2,5-QUATTRO	3209578	Push-in connection Push-in connection Screw connection Spring-cage connection Fast connection	PTV 2,5-QUATTRO PTS 2,5-QUATTRO UT 2,5-QUATTRO ST 2,5-QUATTRO QTC 2,5-QUATTRO	1078999 3211993 3044542 3031306 3206446
	Connection technology		Push-in connection				
	Blue housing version	Item no.	PT 2,5-QUATTRO BU	3209581			
	PE version	Item no.	PT 2,5-QUATTRO-PE	3209594			
	Current / voltage		24 A / 800 V				
	Cross-section range (IEC//AWG)		0.14 mm <sup>2</sup> ... 4 mm <sup>2</sup> // 26 ... 12				
	Type	Item no.	PT 2,5/S-QUATTRO	3211019			
	Connection technology		Push-in connection				
	Blue housing version	Item no.	PT 2,5/S-QUATTRO BU	3211022			
	PE version	Item no.	PT 2,5/S-QUATTRO-PE	3211025			
	Current / voltage		17.5 A / 500 V				
	Cross-section range (IEC//AWG)		0.14 mm <sup>2</sup> ... 4 mm <sup>2</sup> // 26 ... 12				
	Type	Item no.	PT 4-QUATTRO	3211797	Push-in connection Push-in connection Screw connection Spring-cage connection	PTV 4-QUATTRO PTS 4-QUATTRO UT 4-QUATTRO ST 4-QUATTRO	1088734 3213607 3044571 3031445
	Connection technology		Push-in connection				
	Blue housing version	Item no.	PT 4-QUATTRO BU	3211802			
	PE version	Item no.	PT 4-QUATTRO-PE	3211809			
	Current / voltage		32 A / 800 V				
	Cross-section range (IEC//AWG)		0.2 mm <sup>2</sup> ... 6 mm <sup>2</sup> // 24 ... 10				
	Type	Item no.	UT 4-QUATTRO HV	3048823	Screw connection	UT 4-QUATTRO HV BU	3048836
	Connection technology		Screw connection				
	Blue housing version	Item no.	UT 4-QUATTRO HV BU	3048836			
	Current / voltage		32 A / 1000 V				
	Cross-section range (IEC//AWG)		0.14 mm <sup>2</sup> ... 6 mm <sup>2</sup> // 26 ... 10				
	Type	Item no.	PT 6-QUATTRO	3212934	Push-in connection	PTV 6-QUATTRO	1116871
	Connection technology		Push-in connection				
	Blue housing version	Item no.	PT 6-QUATTRO BU	3212947			
	PE version	Item no.	PT 6-QUATTRO-PE	3212950			
	Current / voltage		41 A / 1000 V				
	Cross-section range (IEC//AWG)		0.5 mm <sup>2</sup> ... 10 mm <sup>2</sup> // 20 ... 8				

# Product overview of feed-through and multi-conductor terminal blocks

1

2


Multi-conductor terminal blocks with current bar interruption					Connection method versions		
					Technology	Type	Item no.
	Type	Item no.	ST 1,5-QUATTRO-U	3038600			
	Connection technology		Spring-cage connection				
	Current / voltage		17.5 A / 500 V				
	Cross-section range (IEC//AWG)		0.08 mm <sup>2</sup> ... 1.5 mm <sup>2</sup> // 28 ... 16				
	Type	Item no.	ST 2,5-QUATTRO-U	3031636			
	Connection technology		Spring-cage connection				
	Current / voltage		22 A / 800 V				
	Cross-section range (IEC//AWG)		0.08 mm <sup>2</sup> ... 2.5 mm <sup>2</sup> // 28 ... 14				

Potential collective terminals					Connection method versions		
					Technology	Type	Item no.
	Type	Item no.	PT 2X10/9X4	3002369			
	Connection technology		Push-in connection				
	Blue housing version		PT 2X10/9X4 BU	3002368			
	Current / voltage		57 A / 1000 V				
	Cross-section range (IEC//AWG)		0.5 mm <sup>2</sup> ... 10 mm <sup>2</sup> // 20 ... 8				
	Type	Item no.	PTU 35/4X10	3002371			
	Connection technology		Screw connection				
	Blue housing version		PTU 35/4X10 BU	3002370			
	Current / voltage		101 A / 1000 V				
	Cross-section range (IEC//AWG)		1.5 mm <sup>2</sup> ... 35 mm <sup>2</sup> // 14 ... 2				
	Type	Item no.	PTU 35/4X6/6X2,5	3214080			
	Connection technology		Screw connection				
	Blue housing version		PTU 35/4X6/6X2,5 BU	3214081			
	Current / voltage		105 A / 1000 V				
	Cross-section range (IEC//AWG)		1.5 mm <sup>2</sup> ... 50 mm <sup>2</sup> // 14 ... 2				

## Multi-level terminal blocks

Multi-level terminal blocks are suitable for the simple and space-saving connection of two or more conductors on up to four levels. A single potential is routed through each level. Bridging of multiple levels is preinstalled on special PV versions.

The terminal blocks allow you to install conductor cross-sections between 0.14 and 16 mm<sup>2</sup>.



### Your advantages

- ✓ Space-saving conductor connection with up to three potentials on up to four levels
- ✓ Simple potential distribution with integrated function shafts on each level
- ✓ Clear arrangement with markings on all terminal points
- ✓ Easy access to the lower levels as the levels are offset



## Double-level terminal blocks


### PV versions

The function shafts of most double-level terminal blocks are designed so that both levels can be connected to each other via vertical bridging. This creates a multi-conductor terminal block on several levels. The CLIPLINE complete system includes special FBS-PV bridges for this,


which are listed as accessories for the respective terminal blocks in the online shop. However, due to the current bar, the PV terminal block versions feature fixed level bridging.

### PE versions


Along with simple versions, the terminal block portfolio also includes multi-level terminal blocks with PE connection. The discharge potential leads directly to the busbar via the metal PE foot.



PTTB 2,5 double-level terminal blocks



PTTB 2,5-PV double-level terminal blocks with integrated level bridging



PTTB 2,5-PE ground terminals with metal PE foot

## Offset levels for lateral conductor connection


The double-level terminal blocks with lateral conductor connection feature offset levels. The offset enables unhindered access to the lower connection level and its actuating push button or screw, even when fully wired. Furthermore, the offset also means that the marking labels of

the lower level are easier to read, making wiring and maintenance much easier.


### Terminal block width

At first glance, the offset levels appear to double the terminal block width and therefore the width of the terminal strip.

However, this is not always the case. The individual terminal blocks are slightly wider, but the overall terminal strip width is wider by just one terminal block width due to the offset levels compared to double-level terminal blocks without offset.










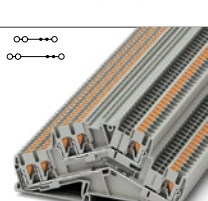



The levels are offset, thereby providing unrestricted access to the lower level









The offset levels make it easier to read the markings.

# Product overview of multi-level terminal blocks

Multi-level terminal blocks (double-level)					Connection method versions			
					Technology	Type	Item no.	
	Type	Item no.	PTTB 1,5/S	<a href="#">3208511</a>	Push-in connection Spring-cage connection Fast connection	PTTBS 1,5/S STTB 1,5 QTTCB 1,5	<a href="#">3214657</a> <a href="#">3031157</a> <a href="#">3205116</a>	
	Connection technology	Push-in connection						
	Blue housing version	Item no.	PTTB 1,5/S BU	<a href="#">3208524</a>				
	PE version	Item no.	PTTB 1,5/S-PE	<a href="#">3208537</a>				
	Current / voltage	16 A / 500 V						
	Cross-section range (IEC//AWG)	0.14 mm <sup>2</sup> ... 1.5 mm <sup>2</sup> // 26 ... 16						
	Type	Item no.	PTTB 1,5/S-PV	<a href="#">3208540</a>	Push-in connection Spring-cage connection Fast connection	PTTBS 1,5/S-PV STTB 1,5-PV QTTCB 1,5-PV	<a href="#">3214686</a> <a href="#">3031526</a> <a href="#">3205153</a>	
	Connection technology	Push-in connection						
	Current / voltage	16 A / 500 V						
	Cross-section range (IEC//AWG)	0.14 mm <sup>2</sup> ... 1.5 mm <sup>2</sup> // 26 ... 16						
	Type	Item no.	PTTB 2,5	<a href="#">3210567</a>	Push-in connection Push-in connection Screw connection Spring-cage connection Spring-cage connection	PTTBV 2,5 PTTBS 2,5 UTTB 2,5 STTB 2,5 STTBS 2,5	<a href="#">1079073</a> <a href="#">3209604</a> <a href="#">3044636</a> <a href="#">3031270</a> <a href="#">3038464</a>	
	Connection technology	Push-in connection						
	Blue housing version	Item no.	PTTB 2,5 BU	<a href="#">3210570</a>				
	PE version	Item no.	PTTB 2,5-PE	<a href="#">3210596</a>				
	Current / voltage	22 A / 500 V						
	Cross-section range (IEC//AWG)	0.14 mm <sup>2</sup> ... 4 mm <sup>2</sup> // 26 ... 12						
	Type	Item no.	PTTB 2,5-PV	<a href="#">3210583</a>	Push-in connection Push-in connection Screw connection Spring-cage connection Spring-cage connection	PTTBV 2,5-PV PTTBS 2,5-PV UTTB 2,5-PV STTB 2,5-PV STTBS 2,5-PV	<a href="#">1079075</a> <a href="#">3210211</a> <a href="#">3044652</a> <a href="#">3031539</a> <a href="#">3038477</a>	
	Connection technology	Push-in connection						
	Current / voltage	22 A / 500 V						
		Cross-section range (IEC//AWG)	0.14 mm <sup>2</sup> ... 4 mm <sup>2</sup> // 26 ... 12					
	Type	Item no.	PTTB 2,5-PE/L	<a href="#">3210978</a>				
	Connection technology	Push-in connection						
	Current / voltage	24 A / 500 V						
	Cross-section range (IEC//AWG)	0.14 mm <sup>2</sup> ... 4 mm <sup>2</sup> // 26 ... 12						
	Type	Item no.	PTTBS 2,5-TWIN	<a href="#">3210600</a>	Spring-cage connection	STTB 2,5-TWIN	<a href="#">3038516</a>	
	Connection technology	Push-in connection						
	Blue housing version	Item no.	PTTBS 2,5-TWIN BU	<a href="#">3210601</a>				
	PE version	Item no.	PTTBS 2,5-TWIN-PE	<a href="#">3210602</a>				
	Current / voltage	20 A / 800 V						
	Cross-section range (IEC//AWG)	0.14 mm <sup>2</sup> ... 4 mm <sup>2</sup> // 26 ... 12						
	Type	Item no.	PTTBS 2,5-TWIN-PV	<a href="#">3210603</a>	Spring-cage connection	STTB 2,5-TWIN-PV	<a href="#">3038545</a>	
	Connection technology	Push-in connection						
	Current / voltage	20 A / 800 V						
	Cross-section range (IEC//AWG)	0.14 mm <sup>2</sup> ... 4 mm <sup>2</sup> // 26 ... 12						

# Product overview of multi-level terminal blocks

Multi-level terminal blocks (double-level)					Connection method versions		
					Technology	Type	Item no.
	Type	Item no.	PTTBS 2,5-QUATTRO	<a href="#">3210609</a>			
	Connection technology		Push-in connection				
	Blue housing version		PTTBS 2,5-QUATTRO BU	<a href="#">3210610</a>			
	PE version		PTTBS 2,5-QUATTRO-PE	<a href="#">3210611</a>			
	Current / voltage		20 A / 800 V				
	Cross-section range (IEC//AWG)		0.14 mm <sup>2</sup> ... 4 mm <sup>2</sup> // 26 ... 12				
	Type	Item no.	PTTBS 2,5-QUATTRO-PV	<a href="#">3210612</a>			
	Connection technology		Push-in connection				
	Current / voltage		20 A / 800 V				
	Cross-section range (IEC//AWG)		0.14 mm <sup>2</sup> ... 4 mm <sup>2</sup> // 26 ... 12				
	Type	Item no.	PTTB 4	<a href="#">3211786</a>	Push-in connection PTTBV 4 Push-in connection PTTBS 4 Screw connection UTTB 4 Spring-cage connection STTB 4		
	Connection technology		Push-in connection				
	Blue housing version		PTTB 4 BU	<a href="#">3211793</a>			
	PE version		PTTB 4-PE	<a href="#">3211854</a>			
	Current / voltage		28 A / 500 V				
	Cross-section range (IEC//AWG)		0.2 mm <sup>2</sup> ... 6 mm <sup>2</sup> // 24 ... 10				
	Type	Item no.	PTTB 4-PV	<a href="#">3211825</a>	Push-in connection PTTBV 4-PV Push-in connection PTTBS 4-PV Screw connection UTTB 4-PV Spring-cage connection STTB 4-PV		
	Connection technology		Push-in connection				
	Current / voltage		30 A / 500 V				
	Cross-section range (IEC//AWG)		0.2 mm <sup>2</sup> ... 6 mm <sup>2</sup> // 24 ... 10				
	Type	Item no.	PTTB 4-L 1000V	<a href="#">3062744</a>			
	Connection technology		Push-in connection				
	Current / voltage		32 A / 1000 V				
	Cross-section range (IEC//AWG)		0.2 mm <sup>2</sup> ... 6 mm <sup>2</sup> // 24 ... 10				
	Type	Item no.	UTTBS 4 HV	<a href="#">3000610</a>			
	Connection technology		Screw connection				
	Current / voltage		30 A / 1000 V				
	Cross-section range (IEC//AWG)		0.14 mm <sup>2</sup> ... 6 mm <sup>2</sup> // 26 ... 10				

## Important note

The technical data in the product tables relates to the specified reference item. It may differ slightly for connection versions in some cases.

You will find the exact and complete data for the individual items in our online shop. There is also a list of corresponding accessories provided for each item.



# Product overview of multi-level terminal blocks





Multi-level terminal blocks (3-level)					Connection method versions		
					Technology	Type	Item no.
	Type	Item no.	PT 1,5/S-3L	3213713	Spring-cage connection	STTB 1,5	3031157
	Connection technology		Push-in connection				
	Blue housing version		PT 1,5/S-3L BU	3213726			
	PE version		PT 1,5/S-3PE	3213739			
	Current / voltage		15 A / 500 V				
	Cross-section range (IEC//AWG)		0.14 mm <sup>2</sup> ... 1.5 mm <sup>2</sup> // 26 ... 16				
	Type	Item no.	PT 1,5/S-PE/L/N	3213755	Screw connection Spring-cage connection	UTT 2,5	3044636
	Connection technology		Push-in connection			STTB 2,5	3031270
	PE version		PT 1,5/S-3PE	3213739			
	Current / voltage		15 A / 500 V				
	Type	Item no.	PT 2,5-3L	3210499	Screw connection Spring-cage connection	UT 2,5-3L	3214259
	Connection technology		Push-in connection			ST 2,5-3L	3036042
	Blue housing version		PT 2,5-3L BU	3210509			
	Current / voltage		20 A / 500 V				
	Type	Item no.	PT 2,5-PE/L/N	3210538	Screw connection Spring-cage connection	UT 2,5-PE/L/N	3214291
	Connection technology		Push-in connection			ST 2,5-PE/L/N	3036084
	Connection version		PT 2,5-PE/L/L	3210541			
	Current / voltage		20 A / 500 V				
	Type	Item no.	PT 4-PE/L/N	3002614	Screw connection	UT 4-PE/L/N	3214361
	Connection technology		Push-in connection				
	Connection version		PT 4-PE/L/L	3002613			
	Current / voltage		30 A / 500 V				
	Type	Item no.	UT 6-3L	3046703	Screw connection		
	Connection technology		Screw connection				
	Current / voltage		36 A / 1000 V				
	Cross-section range (IEC//AWG)		0.2 mm <sup>2</sup> ... 10 mm <sup>2</sup> // 24 ... 8				

Multi-level terminal blocks (4-level)					Connection method versions		
					Technology	Type	Item no.
	Type	Item no.	PT 2,5-PE/3L/2P	3012316	Push-in/plug-in connection		
	Connection technology		Push-in/plug-in connection				
	Current / voltage		10 A / 250 V				
	Cross-section range (IEC//AWG)		0.14 mm <sup>2</sup> ... 4 mm <sup>2</sup> // 26 ... 12				

# Product overview of multi-level terminal blocks

1

2

Multi-level terminal blocks (4-level)				Connection method versions		
				Technology	Type	Item no.
	Type	Item no.	PT 2,5-4L	<a href="#">1334599</a>		
	Connection technology		Push-in connection			
	Blue housing version		PT 2,5-4L BU	<a href="#">1334601</a>		
	PE version		PT 2,5-4PE	<a href="#">1336413</a>		
	Current / voltage		18 A / 500 V			
	Cross-section range (IEC//AWG)		0.14 mm <sup>2</sup> ... 4 mm <sup>2</sup> // 26 ... 12			
	Type	Item no.	PT 2,5-PE/L/L/L	<a href="#">1336407</a>		
	Connection technology		Push-in connection			
	Connection version		PT 2,5-PE/L RD/L BU/L	<a href="#">1336370</a>		
	Current / voltage		18 A / 500 V			
	Cross-section range (IEC//AWG)		0.14 mm <sup>2</sup> ... 4 mm <sup>2</sup> // 26 ... 12			
	Type	Item no.	PT 2,5-4PV	<a href="#">1336411</a>		
	Connection technology		Push-in connection			
	Blue housing version		PT 2,5-4PV BU	<a href="#">1336409</a>		
	Current / voltage		18 A / 500 V			
	Cross-section range (IEC//AWG)		0.14 mm <sup>2</sup> ... 4 mm <sup>2</sup> // 26 ... 12			
	Type	Item no.	PT 2,5-L RD/L BU/L/L	<a href="#">1336355</a>		
	Connection technology		Push-in connection			
	Current / voltage		18 A / 500 V			
	Cross-section range (IEC//AWG)		0.14 mm <sup>2</sup> ... 4 mm <sup>2</sup> // 26 ... 12			
	Type	Item no.	PT 2,5-PE/L RD/L BU/L LED 24 RD	<a href="#">1336343</a>		
	Connection technology		Push-in connection			
	Connection version		PT 2,5-PE/L RD/L BU/L LED 24 GN	<a href="#">1336344</a>		
	Current / voltage		18 A / 500 V			
	Cross-section range (IEC//AWG)		0.14 mm <sup>2</sup> ... 4 mm <sup>2</sup> // 26 ... 12			
	Type	Item no.	PT 2,5-L RD/L BU/L LED 24 GN/ L LED 24 RD	<a href="#">1336354</a>		
	Connection technology		Push-in connection			
	Connection version		PT 2,5-L RD/L BU/L LED 24 RD/ L LED 24 GN	<a href="#">1336352</a>		
	Current / voltage		18 A / 500 V			
	Cross-section range (IEC//AWG)		0.14 mm <sup>2</sup> ... 4 mm <sup>2</sup> // 26 ... 12			

## Important note

The technical data in the product tables relates to the specified reference item. It may differ slightly for connection versions in some cases.


You will find the exact and complete data for the individual items in our online shop. There is also a list of corresponding accessories provided for each item.





## Disconnect and knife-disconnect terminal blocks

Various terminal blocks that enable the easy manual disconnection of circuits are used in testing and measurement technology in particular. The knife-disconnect terminal blocks have an easy-to-operate lever-type disconnect knife. The basic disconnect terminal blocks have a standardized disconnect zone for accommodating component connectors, fuse plugs, isolating plugs, or feed-through connectors.



### Your advantages

- ✓ Convenient separation of circuits with lever-type disconnect knife and isolating plug
- ✓ User-friendly current measurement with testing option on either side of the disconnect point
- ✓ Individual assembly with disconnect element, fuse plug, component connector, and feed-through connector

# Information on the disconnect versions

## Disconnect terminal blocks

Disconnect terminal blocks are usually feed-through, multi-conductor, or multi-level terminal blocks with an integrated disconnect zone. The disconnect zones are standardized and accommodate a range of function plugs. The inclusion of a function plug results in different types of function terminals.

### Isolating plugs

The integration of isolating plugs allows circuits to be quickly and easily opened and closed at the individual terminal blocks. Switching is performed by unplugging or plugging in the isolating plug. This enables you to measure the individual circuits quickly and easily.


### Fuse plugs and component connectors

Fuse plugs and component connectors enable you to transform the basic disconnect terminal block into one of the two function terminals. Simply unplugging and plugging in allows you to easily replace the plugs/connectors or change the function of the terminals.

The fuse plugs are designed for the use of cartridge fuse-links. The patented component connector allows you to mount components quickly, with protection against polarity reversal, and without the need for soldering.

### Feed-through connectors and locking mechanisms

Using feed-through connectors and locking mechanisms, the basic terminal block can be permanently converted into a feed-through terminal block or a terminal block without feed-through.




Disconnect terminal block with isolating plug, fuse plug, component connector, and feed-through connector

## Knife-disconnect terminal blocks and test-disconnect terminal blocks

Knife-disconnect terminal blocks and test-disconnect terminal blocks have captive disconnect knives. These knives are actuated with a standard screwdriver and enable the fast disconnection and connection of circuits. These types of terminal blocks are required in order to perform special circuit tests. Test pick-offs are integrated into the terminal points for easier testing. The tests can be performed

while the conductors are connected. The disconnect knives engage in clearly identifiable end positions. This prevents accidental actuation. Switching locks are available as an option, which completely prevent any actuation of the lever-type disconnect knives.



PTV 2,5-MT knife-disconnect terminal blocks

## Lever-type knife-disconnect terminal blocks

Like the knife-disconnect terminal blocks, the lever-type knife-disconnect terminal blocks also have a disconnect knife that can be swiveled. The difference is that the lever-type disconnect knives can also be opened without using a screwdriver. However, for the sake of this convenience, more space is required above the terminal blocks.



PT 10-MTL lever-type knife-disconnect terminal blocks

# Product overview of disconnect and knife-disconnect terminal blocks

Basic disconnect terminal blocks (2-conductor)				Connection method versions			
				Technology	Type	Item no.	
	Type	Item no.	PT 1,5/S-TG				
	Connection technology		Push-in connection				
	Blue housing version		PT 1,5/S-TG BU	3210307	Fast connection	QTC 1,5-TG	3205145
	Current / voltage		10 A / 400 V				
	Cross-section range (IEC//AWG)		0.14 mm <sup>2</sup> ... 1.5 mm <sup>2</sup> // 26 ... 16				
	Type	Item no.	PT 2,5-TG				
	Connection technology		Push-in connection		Push-in connection	PTV 2,5-TG	1079065
	Current / voltage		20 A / 400 V		Screw connection	UT 2,5-TG	3046388
					Screw connection	UT 2,5-TG-P/P	3046391
	Cross-section range (IEC//AWG)		0.14 mm <sup>2</sup> ... 4 mm <sup>2</sup> // 26 ... 12		Spring-cage connection	ST 2,5-TG	3038435
					Fast connection	QTC 2,5-TG	3206490
	Type	Item no.	PT 2,5-TGB				
	Connection technology		Push-in connection				
	Current / voltage		16 A / 400 V				
	Cross-section range (IEC//AWG)		0.14 mm <sup>2</sup> ... 4 mm <sup>2</sup> // 26 ... 12				
 <div style="background-color: #e91e63; color: white; padding: 2px; display: inline-block;">NEW</div>	Type	Item no.	PT 2,5-2TGB				
	Connection technology		Push-in connection				
	Current / voltage		16 A / 400 V				
	Cross-section range (IEC//AWG)		0.14 mm <sup>2</sup> ... 4 mm <sup>2</sup> // 26 ... 12				
	Type	Item no.	PTC 2,5-TG				
	Connection technology		Push-in connection				
	Current / voltage		20 A / 400 V		Push-in connection	PTVC 2,5-TG	1079061
	Cross-section range (IEC//AWG)		0.14 mm <sup>2</sup> ... 2.5 mm <sup>2</sup> // 26 ... 14				
	Type	Item no.	PT 4-TG				
	Connection technology		Push-in connection		Screw connection	UT 4-TG	3046142
	Current / voltage		20 A / 500 V		Screw connection	UT 4-TG-P/P	3046168
	Cross-section range (IEC//AWG)		0.2 mm <sup>2</sup> ... 6 mm <sup>2</sup> // 24 ... 10		Spring-cage connection	ST 4-TG	3038367

## Important note

The technical data in the product tables relates to the specified reference item.

It may differ slightly for connection versions in some cases.

You will find the exact and complete data for the individual items in our online shop.

There is also a list of corresponding accessories provided for each item.



# Product overview of disconnect and knife-disconnect terminal blocks

1

2

Basic disconnect terminal blocks (2-conductor)				Connection method versions		
				Technology	Type	Item no.
	Type	Item no.	UT 4-PE/TG			3070024
	Connection technology		Screw connection			
	Current / voltage		20 A / 500 V	Screw connection	UT 4-PE/TG P/P	3070037
	Cross-section range (IEC//AWG)		0.14 mm <sup>2</sup> ... 6 mm <sup>2</sup> // 26 ... 10			
	Type	Item no.	UT 4-TG-EX			3046143
	Connection technology		Screw connection			
	Current / voltage		20 A / 500 V	Screw connection	UT 4-TG-P/P-EX	3046169
	Cross-section range (IEC//AWG)		0.14 mm <sup>2</sup> ... 6 mm <sup>2</sup> // 26 ... 10			
	Type	Item no.	PT 6-TG			3212163
	Connection technology		Push-in connection			
	Current / voltage		20 A / 500 V	Screw connection	UT 6-TG	3046485
	Cross-section range (IEC//AWG)		0.5 mm <sup>2</sup> ... 10 mm <sup>2</sup> // 20 ... 8	Screw connection	UT 6-TG P/P	3073869
	Type	Item no.	UT 6-TG-EX			3046486
	Connection technology		Screw connection			
	Current / voltage		20 A / 500 V	Screw connection	UT 6-TG P/P-EX	3073870
	Cross-section range (IEC//AWG)		0.2 mm <sup>2</sup> ... 10 mm <sup>2</sup> // 24 ... 8			
	Type	Item no.	PT 6-T P/P HV			1028589
	Connection technology		Push-in connection			
	Current / voltage		32 A / 1000 V			
	Cross-section range (IEC//AWG)		0.5 mm <sup>2</sup> ... 10 mm <sup>2</sup> // 20 ... 8			
	Type	Item no.	PT 10-TG			1080201
	Connection technology		Push-in connection			
	Current / voltage		20 A / 500 V			
	Cross-section range (IEC//AWG)		0.5 mm <sup>2</sup> ... 16 mm <sup>2</sup> // 20 ... 6			



CLIPLINE complete | Disconnect and knife-disconnect terminal blocks

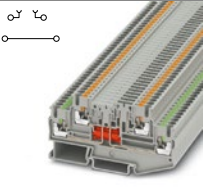


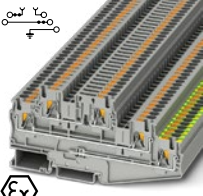

# Product overview of disconnect and knife-disconnect terminal blocks

Basic disconnect terminal blocks (3- and 4-conductor)					Connection method versions		
					Technology	Type	Item no.
	Type	Item no.	PT 1,5/S-TWIN-TG	3210316	Fast connection	QTC 1,5-TWIN-TG	3050413
	Connection technology	Push-in connection					
	Blue housing version	Item no.	PT 1,5/S-TWIN-TG BU	3210315			
	Current / voltage	10 A / 400 V					
	Cross-section range (IEC//AWG)	0.14 mm <sup>2</sup> ... 1.5 mm <sup>2</sup> // 26 ... 16					
	Type	Item no.	PT 2,5-TWIN-TG	3210198	Spring-cage connection	ST 2,5-TWIN-TG	3038448
	Connection technology	Push-in connection					
	Current / voltage	20 A / 400 V					
	Cross-section range (IEC//AWG)	0.14 mm <sup>2</sup> ... 4 mm <sup>2</sup> // 26 ... 12					
	Type	Item no.	PT 2,5-TWIN-TGB	3210193			
	Connection technology	Push-in connection					
	Current / voltage	16 A / 400 V					
	Cross-section range (IEC//AWG)	0.14 mm <sup>2</sup> ... 4 mm <sup>2</sup> // 26 ... 12					
	Type	Item no.	PTC 2,5-TWIN-TG	3270091			
	Connection technology	Push-in connection					
	Current / voltage	20 A / 400 V					
	Cross-section range (IEC//AWG)	0.14 mm <sup>2</sup> ... 2.5 mm <sup>2</sup> // 26 ... 14					
	Type	Item no.	UT 4-TWIN-TG	3046595	Screw connection	UT 4-TWIN-TG P/P	3046605
	Connection technology	Screw connection					
	Blue housing version	Item no.	UT 4-TWIN-TG BU	3073034			
	Current / voltage	20 A / 500 V					
	Cross-section range (IEC//AWG)	0.14 mm <sup>2</sup> ... 6 mm <sup>2</sup> // 26 ... 10					
	Type	Item no.	PT 2,5-QUATTRO-TG	3210208	Spring-cage connection	ST 2,5-QUATTRO-TG	3038451
	Connection technology	Push-in connection					
	Current / voltage	20 A / 400 V					
	Cross-section range (IEC//AWG)	0.14 mm <sup>2</sup> ... 4 mm <sup>2</sup> // 26 ... 12					
	Type	Item no.	PT 2,5-QUATTRO-TGB	3210194			
	Connection technology	Push-in connection					
	Current / voltage	16 A / 400 V					
	Cross-section range (IEC//AWG)	0.14 mm <sup>2</sup> ... 4 mm <sup>2</sup> // 26 ... 12					

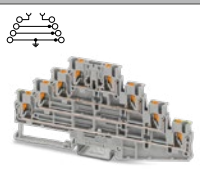







# Product overview of disconnect and knife-disconnect terminal blocks

Basic disconnect terminal blocks (3- and 4-conductor)				Connection method versions			
				Technology	Type	Item no.	
	Type	Item no.	PTC 2,5-QUATTRO-TG	3270094			
	Connection technology		Push-in connection				
	Current / voltage		20 A / 400 V				
	Cross-section range (IEC//AWG)		0.14 mm <sup>2</sup> ... 2.5 mm <sup>2</sup> // 26 ... 14				
	Type	Item no.	UT 4-QUATTRO-TG	3064027	Screw connection	UT 4-QUATTRO-TG P/P	
	Connection technology		Screw connection				
	Current / voltage		20 A / 500 V				
	Cross-section range (IEC//AWG)		0.14 mm <sup>2</sup> ... 6 mm <sup>2</sup> // 26 ... 10				
					Spring-cage connection	ST 2,5-QUATTRO-TG	3038451

Basic disconnect terminal blocks (multi-level terminal blocks)				Connection method versions			
				Technology	Type	Item no.	
	Type	Item no.	PTT 2,5-L/TG	3210230	Screw connection	UTTB 2,5-TG-P/P	
	Connection technology		Push-in connection				
	Blue housing version		PTT 2,5-L/TG BU	3210270			
	Current / voltage		16 A / 400 V				
							3044644
	Type	Item no.	PTTBS 2,5-2TGB	3210402	Screw connection	UTT 2,5-2TG-P/P	
	Connection technology		Push-in connection				
	Blue housing version		PTTBS 2,5-2TGB BU	3210403			
	Current / voltage		16 A / 400 V				
							3044674
	Type	Item no.	PTTB 4-TG	3211909	Screw connection	UTTB 4-TG	
	Connection technology		Push-in connection				
	Blue housing version		PTTB 4-TG BU	3211911			
	Current / voltage		28 A / 500 V				
					Screw connection	UTTB 4-TG P/P	3044801
	Type	Item no.	PT 4-PE/L/TG	3002618	Screw connection	UT 4-PE/L/TG	
	Connection technology		Push-in connection				
	Current / voltage		30 A / 500 V				
	Cross-section range (IEC//AWG)		0.2 mm <sup>2</sup> ... 6 mm <sup>2</sup> // 24 ... 10				
							3214365
	Type	Item no.	PT 2,5-L/L/L/TG	1336395			
	Connection technology		Push-in connection				
	Current / voltage		18 A / 500 V				
	Cross-section range (IEC//AWG)		0.14 mm <sup>2</sup> ... 4 mm <sup>2</sup> // 26 ... 12				

# Product overview of disconnect and knife-disconnect terminal blocks






Basic disconnect terminal blocks (multi-level terminal blocks)				Connection method versions		
				Technology	Type	Item no.
	Type	Item no.	PT 2,5-PE/L/L/TG			<a href="#">1336387</a>
	Connection technology		Push-in connection			
	Connection version		PT 2,5-PE/L/N/TG			<a href="#">1336374</a>
	Current / voltage		18 A / 500 V			
	Cross-section range (IEC//AWG)		0.14 mm <sup>2</sup> ... 4 mm <sup>2</sup> // 26 ... 12			
	Type	Item no.	PT 2,5-PE/L RD/L BU/TG			<a href="#">1336369</a>
	Connection technology		Push-in connection			
	Current / voltage		18 A / 500 V			
	Cross-section range (IEC//AWG)		0.14 mm <sup>2</sup> ... 4 mm <sup>2</sup> // 26 ... 12			




Knife-disconnect terminal blocks (2-conductor)				Connection method versions		
				Technology	Type	Item no.
	Type	Item no.	PT 1,5/S-MT			<a href="#">3210301</a>
	Connection technology		Push-in connection			
	Blue housing version		PT 1,5/S-MT BU			<a href="#">3210302</a>
	Current / voltage		10 A / 400 V			
	Cross-section range (IEC//AWG)		0.14 mm <sup>2</sup> ... 1.5 mm <sup>2</sup> // 26 ... 16			
	Type	Item no.	PT 2,5-MT			<a href="#">3210156</a>
	Connection technology		Push-in connection			
	Blue housing version		PT 2,5-MT BU			<a href="#">3211650</a>
	Current / voltage		20 A / 400 V			
	Cross-section range (IEC//AWG)		0.14 mm <sup>2</sup> ... 4 mm <sup>2</sup> // 26 ... 12			
				Push-in connection	PTV 2,5-MT	
			Screw connection	UT 2,5-MT		<a href="#">3046362</a>
			Screw connection	UT 2,5-MT-P/P		<a href="#">3046375</a>
			Spring-cage connection	ST 2,5-MT		<a href="#">3036343</a>
			Spring-cage connection	STS 2,5-MT		<a href="#">3036990</a>
	Type	Item no.	PT 2,5-MTB			<a href="#">3210157</a>
	Connection technology		Push-in connection			
	Blue housing version		PT 2,5-MTB BU			<a href="#">3210163</a>
	Current / voltage		16 A / 400 V			
	Cross-section range (IEC//AWG)		0.14 mm <sup>2</sup> ... 4 mm <sup>2</sup> // 26 ... 12			
 <b>NEW</b>	Type	Item no.	PT 2,5-2MTB			<a href="#">1446170</a>
	Connection technology		Push-in connection			
	Current / voltage		16 A / 400 V			
	Cross-section range (IEC//AWG)		0.14 mm <sup>2</sup> ... 4 mm <sup>2</sup> // 26 ... 12			

# Product overview of disconnect and knife-disconnect terminal blocks

1








2

Knife-disconnect terminal blocks (2-conductor)				Connection method versions		
				Technology	Type	Item no.
	Type	Item no.	PT 4-MT			3211933
	Connection technology		Push-in connection			
	Blue housing version		PT 4-MT BU			3211934
	Current / voltage		20 A / 500 V			
	Cross-section range (IEC//AWG)		0.2 mm <sup>2</sup> ... 6 mm <sup>2</sup> // 24 ... 10			
	Type	Item no.	UT 4-MT-EX			3046141
	Connection technology		Screw connection			
	Blue housing version		UT 4-MT-EX BU			1290815
	Current / voltage		20 A / 500 V			
	Type	Item no.	PT 6-MT			3212160
	Connection technology		Push-in connection			
	Current / voltage		20 A / 500 V			
	Cross-section range (IEC//AWG)		0.5 mm <sup>2</sup> ... 10 mm <sup>2</sup> // 20 ... 8			
		Type	Item no.	PT 6-MT P/P HV		
Connection technology			Push-in connection			
Current / voltage			32 A / 1000 V			
Cross-section range (IEC//AWG)			0.5 mm <sup>2</sup> ... 10 mm <sup>2</sup> // 20 ... 8			
	Type	Item no.	PT 10-MT			1073992
	Connection technology		Push-in connection			
	Current / voltage		20 A / 500 V			
	Cross-section range (IEC//AWG)		0.5 mm <sup>2</sup> ... 16 mm <sup>2</sup> // 20 ... 6			

Knife-disconnect terminal blocks (3- and 4-conductor)				Connection method versions			
				Technology	Type	Item no.	
	Type	Item no.	PT 1,5/S-TWIN-MT			3210311	
	Connection technology		Push-in connection				
	Blue housing version		PT 1,5/S-TWIN-MT BU			3210312	
	Current / voltage		10 A / 400 V				
	Cross-section range (IEC//AWG)		0.14 mm <sup>2</sup> ... 1.5 mm <sup>2</sup> // 26 ... 16				
	Type	Item no.	PT 2,5-TWIN-MT			3210169	
	Connection technology		Push-in connection				
	Blue housing version		PT 2,5-TWIN-MT BU			3211663	
	Current / voltage		20 A / 400 V				
	Cross-section range (IEC//AWG)		0.14 mm <sup>2</sup> ... 4 mm <sup>2</sup> // 26 ... 12				
	Fast connection		QTC 1,5-TWIN-MT			3050407	
	Spring-cage connection		ST 2,5-TWIN-MT			3036356	

CLIPLINE complete | Disconnect and knife-disconnect terminal blocks

# Product overview of disconnect and knife-disconnect terminal blocks


Knife-disconnect terminal blocks (3- and 4-conductor)					Connection method versions		
					Technology	Type	Item no.
	Type	Item no.	PT 2,5-TWIN-MTB	3210170			
	Connection technology		Push-in connection				
	Blue housing version		PT 2,5-TWIN-MTB BU	3210177			
	Current / voltage		16 A / 400 V				
	Cross-section range (IEC//AWG)		0.14 mm <sup>2</sup> ... 4 mm <sup>2</sup> // 26 ... 12				
	Type	Item no.	PTC 2,5-TWIN-MT	3270082			
	Connection technology		Push-in connection				
	Current / voltage		20 A / 400 V				
	Cross-section range (IEC//AWG)		0.14 mm <sup>2</sup> ... 2.5 mm <sup>2</sup> // 26 ... 14				
	Type	Item no.	UT 4-TWIN-MT	3046003	Screw connection	UT 4-TWIN-MT P/P	3064014
	Connection technology		Screw connection				
	Blue housing version		UT 4-TWIN-MT BU	3073018			
	Current / voltage		20 A / 500 V				
	Cross-section range (IEC//AWG)		0.14 mm <sup>2</sup> ... 6 mm <sup>2</sup> // 26 ... 10				
	Type	Item no.	PT 1,5/S-QUATTRO-MT	3210321			
	Connection technology		Push-in connection				
	Blue housing version		PT 1,5/S-QUATTRO-MT BU	3210322			
	Current / voltage		10 A / 400 V				
	Cross-section range (IEC//AWG)		0.14 mm <sup>2</sup> ... 1.5 mm <sup>2</sup> // 26 ... 16				
	Type	Item no.	PT 2,5-QUATTRO-MT	3210172	Spring-cage connection	ST 2,5-QUATTRO-MT	3036576
	Connection technology		Push-in connection				
	Blue housing version		PT 2,5-QUATTRO-MT BU	3211676			
	Current / voltage		20 A / 400 V				
	Cross-section range (IEC//AWG)		0.14 mm <sup>2</sup> ... 4 mm <sup>2</sup> // 26 ... 12				
	Type	Item no.	PT 2,5-QUATTRO-MTB	3210184			
	Connection technology		Push-in connection				
	Blue housing version		PT 2,5-QUATTRO-MTB BU	3210191			
	Current / voltage		16 A / 400 V				
	Cross-section range (IEC//AWG)		0.14 mm <sup>2</sup> ... 4 mm <sup>2</sup> // 26 ... 12				
	Type	Item no.	PTC 2,5-QUATTRO-MT	3270085			
	Connection technology		Push-in connection				
	Current / voltage		20 A / 400 V				
	Cross-section range (IEC//AWG)		0.14 mm <sup>2</sup> ... 2.5 mm <sup>2</sup> // 26 ... 14				

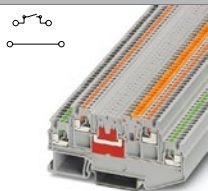
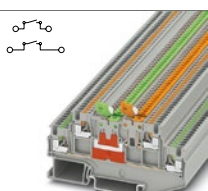
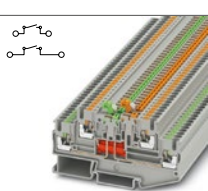
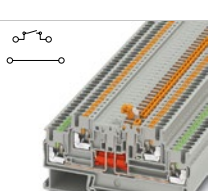
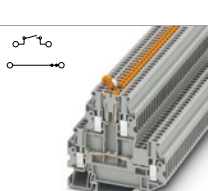
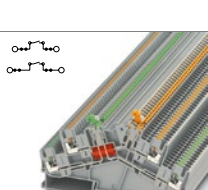
# Product overview of disconnect and knife-disconnect terminal blocks

1

2

CLIPLINE complete | Disconnect and knife-disconnect terminal blocks

Knife-disconnect terminal blocks (3- and 4-conductor)					Connection method versions		
					Technology	Type	Item no.
	Type	Item no.	UT 4-QUATTRO-MT	3064043	Screw connection	UT 4-QUATTRO-MT P/P	3064056
	Connection technology		Screw connection				
	Blue housing version		UT 4-QUATTRO-MT BU	3073050			
	Current / voltage		20 A / 500 V				
	Cross-section range (IEC//AWG)		0.14 mm <sup>2</sup> ... 6 mm <sup>2</sup> // 26 ... 10				

Knife-disconnect terminal blocks (multi-level terminal blocks)					Connection method versions		
					Technology	Type	Item no.
	Type	Item no.	PTT 1,5/S-L/MT	3210341	Push-in connection		
	Connection technology		Push-in connection				
	Blue housing version		PTT 1,5/S-L/MT BU	3210342			
	Current / voltage		9 A / 400 V				
	Cross-section range (IEC//AWG)		0.14 mm <sup>2</sup> ... 1.5 mm <sup>2</sup> // 26 ... 16				
	Type	Item no.	PTT 1,5/S-2MT	3210351	Push-in connection		
	Connection technology		Push-in connection				
	Blue housing version		PTT 1,5/S-2MT BU	3210352			
	Current / voltage		9 A / 400 V				
	Cross-section range (IEC//AWG)		0.14 mm <sup>2</sup> ... 1.5 mm <sup>2</sup> // 26 ... 16				
	Type	Item no.	PTT 2,5-2MT	3210258	Push-in connection		
	Connection technology		Push-in connection				
	Blue housing version		PTT 2,5-2MT BU	3210265			
	Current / voltage		16 A / 400 V				
	Cross-section range (IEC//AWG)		0.14 mm <sup>2</sup> ... 2.5 mm <sup>2</sup> // 26 ... 14				
	Type	Item no.	PTT 2,5-L/MT	3210251	Push-in connection		
	Connection technology		Push-in connection				
	Blue housing version		PTT 2,5-L/MT BU	3210257			
	Current / voltage		16 A / 400 V				
	Cross-section range (IEC//AWG)		0.14 mm <sup>2</sup> ... 2.5 mm <sup>2</sup> // 26 ... 14				
	Type	Item no.	UTTB 2,5-MT-P/P	3044640	Screw connection	UTTB 2,5-MT-P/P	3044640
	Connection technology		Screw connection				
	Blue housing version		UTTB 2,5-MT-P/P BU	3044641			
	Current / voltage		22 A / 400 V				
	Cross-section range (IEC//AWG)		0.14 mm <sup>2</sup> ... 4 mm <sup>2</sup> // 26 ... 12				
	Type	Item no.	PTTBS 2,5-2MTB	3210400	Push-in connection		
	Connection technology		Push-in connection				
	Blue housing version		PTTBS 2,5-2MTB BU	3210401			
	Current / voltage		16 A / 400 V				
	Cross-section range (IEC//AWG)		0.14 mm <sup>2</sup> ... 4 mm <sup>2</sup> // 26 ... 12				



# Product overview of disconnect and knife-disconnect terminal blocks

Knife-disconnect terminal blocks (multi-level terminal blocks)				Connection method versions			
				Technology	Type	Item no.	
	Type	Item no.	PTTB 4-MT			<a href="#">3211913</a>	
	Connection technology		Push-in connection				
	Blue housing version		PTTB 4-MT BU			<a href="#">3211915</a>	
	Current / voltage		28 A / 500 V				
	Cross-section range (IEC//AWG)		0.2 mm <sup>2</sup> ... 6 mm <sup>2</sup> // 24 ... 10				
	Type	Item no.	UTTB 4-MT P/P LA 24 RD/O-U			<a href="#">3046773</a>	
	Connection technology		Screw connection				
	Current / voltage		30 A / 24 V				
	Cross-section range (IEC//AWG)		0.14 mm <sup>2</sup> ... 6 mm <sup>2</sup> // 26 ... 10				
	Type	Item no.	UT 4-PE/MT			<a href="#">3070011</a>	
	Connection technology		Screw connection				
	Current / voltage		20 A / 500 V		Screw connection	UT 4-PE/MT P/P	<a href="#">3046140</a>
	Cross-section range (IEC//AWG)		0.14 mm <sup>2</sup> ... 6 mm <sup>2</sup> // 26 ... 10				
	Type	Item no.	PT 4-PE/L/MT			<a href="#">3002617</a>	
	Connection technology		Push-in connection				
	Current / voltage		30 A / 500 V		Screw connection	UT 4-PE/L/MT	<a href="#">3214364</a>
	Cross-section range (IEC//AWG)		0.2 mm <sup>2</sup> ... 6 mm <sup>2</sup> // 24 ... 10				
	Type	Item no.	PT 2,5-L/L/L/MT			<a href="#">1336406</a>	
	Connection technology		Push-in connection				
	Current / voltage		18 A / 500 V				
	Cross-section range (IEC//AWG)		0.14 mm <sup>2</sup> ... 4 mm <sup>2</sup> // 26 ... 12				
	Type	Item no.	PT 2,5-PE/L/L/MT			<a href="#">1336388</a>	
	Connection technology		Push-in connection				
	Connection version		PT 2,5-PE/L/N/MT			<a href="#">1336376</a>	
	Current / voltage		18 A / 500 V				
	Cross-section range (IEC//AWG)		0.14 mm <sup>2</sup> ... 4 mm <sup>2</sup> // 26 ... 12				

# Product overview of disconnect and knife-disconnect terminal blocks


1





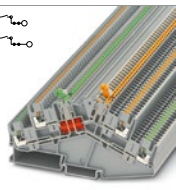
2

Lever-type disconnect terminal blocks and lever-type knife-disconnect terminal blocks				Connection method versions			
				Technology	Type	Item no.	
	Type	Item no.	UT 4-MTL	3046144	Screw connection	UT 4-MTL-P/P	3046146
	Connection technology		Screw connection				
	Current / voltage		20 A / 500 V				
	Cross-section range (IEC//AWG)		0.14 mm <sup>2</sup> ... 6 mm <sup>2</sup> // 26 ... 10				
	Type	Item no.	PT 6-MTL KNIFE-RD	1020177	Screw connection Screw connection	UT 6-MTL UT 6-MTL P/P	3046145 3046147
	Connection technology		Push-in connection				
	Current / voltage		20 A / 500 V				
	Cross-section range (IEC//AWG)		0.5 mm <sup>2</sup> ... 10 mm <sup>2</sup> // 20 ... 8				
	Type	Item no.	UT 6-MTL P/P	3046147	Screw connection		
	Connection technology		Screw connection				
	Current / voltage		20 A / 500 V				
	Cross-section range (IEC//AWG)		0.2 mm <sup>2</sup> ... 10 mm <sup>2</sup> // 24 ... 8				
	Type	Item no.	PT 10-MTL KNIFE-RD	1076793	Push-in connection		
	Connection technology		Push-in connection				
	Current / voltage		20 A / 500 V				
	Cross-section range (IEC//AWG)		0.5 mm <sup>2</sup> ... 16 mm <sup>2</sup> // 20 ... 6				
	Type	Item no.	QTC 2,5-HEDI	3206678	Fast connection		
	Connection technology		Fast connection				
	Current / voltage		20 A / 500 V				
	Cross-section range (IEC//AWG)		0.5 mm <sup>2</sup> ... 2.5 mm <sup>2</sup> // 20 ... 14				
	Type	Item no.	UT 4-HEDI	3046249	Screw connection Spring-cage connection	UT 4-HEDI-P/P ST 4-HEDI	3046252 3035140
	Connection technology		Screw connection				
	Blue housing version		UT 4-HEDI BU	3046456			
	Current / voltage		20 A / 500 V				
	Cross-section range (IEC//AWG)		0.14 mm <sup>2</sup> ... 6 mm <sup>2</sup> // 26 ... 10				
 	Type	Item no.	UT 4-PE/L/HEDI	3214324	Screw connection		
	Connection technology		Screw connection				
	Current / voltage		28 A / 500 V				
	Cross-section range (IEC//AWG)		0.14 mm <sup>2</sup> ... 6 mm <sup>2</sup> // 26 ... 10				

CLIPLINE complete | Disconnect and knife-disconnect terminal blocks

# Product overview of disconnect and knife-disconnect terminal blocks


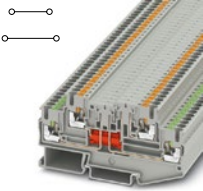
Knife-disconnect terminal blocks with knife disconnection and disconnect zone				Connection method versions		
				Technology	Type	Item no.
	Type	Item no.	PT 2,5-MT/TGB	1446168		
	Connection technology		Push-in connection			
	Current / voltage		16 A / 400 V			
	Cross-section range (IEC//AWG)		0.14 mm <sup>2</sup> ... 4 mm <sup>2</sup> // 26 ... 12			

Feed-through terminal blocks				Connection method versions		
				Technology	Type	Item no.
	Type	Item no.	PTC 2,5-MTD	3270106		
	Connection technology		Push-in connection			
	Blue housing version		PTC 2,5-MTD BU	3270109		
	Current / voltage		24 A / 400 V			
	Cross-section range (IEC//AWG)		0.14 mm <sup>2</sup> ... 2.5 mm <sup>2</sup> // 26 ... 14			
	Type	Item no.	UT 4-MTD	3046184		
	Connection technology		Screw connection			
	Blue housing version		UT 4-MTD BU	3046197		
	PE version		UT 4-MTD-PE	3046223		
	Current / voltage		32 A / 800 V			
	Type	Item no.	PTC 2,5-TWIN-MTD	3270110		
	Connection technology		Push-in connection			
	Blue housing version		PTC 2,5-TWIN-MTD BU	3270111		
	Current / voltage		24 A / 400 V			
	Cross-section range (IEC//AWG)		0.14 mm <sup>2</sup> ... 2.5 mm <sup>2</sup> // 26 ... 14			
	Type	Item no.	PT 1,5/S-QUATTRO-MTD	3210328		
	Connection technology		Push-in connection			
	Blue housing version		PT 1,5/S-QUATTRO-MTD BU	3210329		
	Current / voltage		17.5 A / 400 V			
	Cross-section range (IEC//AWG)		0.14 mm <sup>2</sup> ... 1.5 mm <sup>2</sup> // 26 ... 16			
	Type	Item no.	PTTBS 2,5-2MTB	3210400		
	Connection technology		Push-in connection			
	Blue housing version		PTTBS 2,5-2MTB BU	3210401		
	Current / voltage		16 A / 400 V			
	Cross-section range (IEC//AWG)		0.14 mm <sup>2</sup> ... 4 mm <sup>2</sup> // 26 ... 12			

# Product overview of disconnect and knife-disconnect terminal blocks

1

2


Feed-through terminal blocks				Connection method versions		
				Technology	Type	Item no.
	Type	Item no.	PTT 1,5/S-2L	3210356		
	Connection technology		Push-in connection			
	Blue housing version		PTT 1,5/S-2L BU	3210357		
	Current / voltage		9 A / 400 V			
	Cross-section range (IEC//AWG)		0.14 mm <sup>2</sup> ... 1.5 mm <sup>2</sup> // 26 ... 16			
	Type	Item no.	PTT 2,5-2L	3210267		
	Connection technology		Push-in connection			
	Blue housing version		PTT 2,5-2L BU	3210268		
	Current / voltage		16 A / 400 V			
	Cross-section range (IEC//AWG)		0.14 mm <sup>2</sup> ... 2.5 mm <sup>2</sup> // 26 ... 14			

CLIPLINE complete | Disconnect and knife-disconnect terminal blocks

## Fuse and component terminal blocks

Fuse terminal blocks enable you to easily integrate various types of fuses with different nominal currents.

While component terminal blocks enable the quick and easy implementation of LEDs, blocking diodes, and resistors.



### Your advantages

- ✓ Comprehensive product range
- ✓ Convenient testing with test pick-offs on both sides
- ✓ Quick identification of faulty fuses with versions with LED status indicator
- ✓ Easily accessible fuse-links can be replaced without hassle




## Fuse terminal blocks

Fuse terminal blocks enable you to easily integrate fuses into your application. With the comprehensive product range, cartridge fuse-links (G and F type), automotive flat-type fuses, and thermal pluggable device circuit breakers can be integrated in just a few steps. Depending on the fuse terminal block, the terminal block versions feature LEDs. This enables the quick identification of faulty fuses regardless of the current direction. The easily accessible fuse-links are easy to replace. In addition, the fuse terminal blocks are the same shape as the feed-through terminal blocks, basic disconnect terminal blocks, and knife-disconnect terminal blocks.


The fuse terminal block portfolio comprises the following terminal block versions:

- Fuse terminal blocks with lever
- Fuse terminal blocks with screw cap
- Fuse terminal blocks for accommodating flat-type fuses

Type 10.3 mm x 38 mm and 10.3 mm x 85 mm fuse holders and fuses are available specifically for use in photovoltaics up to a maximum of 1,500 V.



*Fuse terminal blocks with fuse holders that can be swiveled*



*Thermal circuit breakers for overload and short-circuit protection*


## Component terminal blocks

You can use component terminal blocks in various applications. The terminal blocks satisfy high safety requirements. Installation errors can easily occur, especially when using different components. This is why we include printed circuit diagrams or symbols on our terminal blocks, thereby significantly reducing the risk of miswiring.


The product range for this family is extremely diverse:

- Component terminal blocks with LED for visualizing operating states in a system
- Component terminal blocks with blocking diodes for protecting components against reverse currents
- Component terminal blocks with resistors
- Single- or multi-level versions

The item designations for component terminal blocks with integrated diodes or components contain the abbreviations R-L or O-U, for example. These abbreviations indicate the flow direction. For example, R-L indicates that the flow direction is from right to left.



*PTME 6-DIO/L-R HV component terminal block*



*PTTBS 2,5-DIO/O-U component terminal block*

# Product overview of fuse and component terminal blocks

Lever-type and screw cap fuse terminal blocks (G type)					Connection method versions		
					Technology	Type	Item no.
	Type	Item no.	QTC 2,5-HESI (5X20)	3050293			
	Connection technology		Fast connection				
	Current / voltage		6.3 A / 500 V				
	Cross-section range (IEC//AWG)		0.5 mm <sup>2</sup> ... 2.5 mm <sup>2</sup> // 20 ... 14				
	Type	Item no.	PT 4-HESI (5X20)	3211861	Push-in connection PTV 4-HESI (5X20) 1088742 Screw connection UT 4-HESI (5X20) 3046032 Spring-cage connection ST 4-HESI (5X20) 3036369 Spring-cage connection ST 4-HESI (6,3X32) 3036385 Fast connection QTC 2,5-HESI (5X20) 3050293		
	Connection technology		Push-in connection				
	Current / voltage		6.3 A / 500 V				
	Cross-section range (IEC//AWG)		0.2 mm <sup>2</sup> ... 4 mm <sup>2</sup> // 24 ... 12				
 	Type	Item no.	UT 4-PE/HESI (5X20)	3073995			
	Connection technology		Screw connection				
	Current / voltage		6.3 A / 500 V				
	Cross-section range (IEC//AWG)		0.14 mm <sup>2</sup> ... 6 mm <sup>2</sup> // 26 ... 10				
	Type	Item no.	PTC 4-HESI (5X20)	3270200			
	Connection technology		Push-in connection				
	Current / voltage		6.3 A / 500 V				
	Cross-section range (IEC//AWG)		0.2 mm <sup>2</sup> ... 4 mm <sup>2</sup> // 24 ... 12				
	Type	Item no.	PTTB 4-HESI (5X20)	3211886			
	Connection technology		Push-in connection				
	Current / voltage		28 A / 500 V				
	Cross-section range (IEC//AWG)		0.2 mm <sup>2</sup> ... 6 mm <sup>2</sup> // 24 ... 10				
 	Type	Item no.	PT 4-L/HESI (5X20)	3002608	Screw connection UT 4-L/HESI (5X20) 3214325		
	Connection technology		Push-in connection				
	Current / voltage		28 A / 500 V				
	Cross-section range (IEC//AWG)		0.2 mm <sup>2</sup> ... 6 mm <sup>2</sup> // 24 ... 10				

## Important note

The technical data in the product tables relates to the specified reference item. It may differ slightly for connection versions in some cases. You will find the exact and complete data for the individual items in our online shop. There is also a list of corresponding accessories provided for each item.










# Product overview of fuse and component terminal blocks

1


2





CLIPLINE complete | Fuse and component terminal blocks

Lever-type and screw cap fuse terminal blocks (G type)					Connection method versions		
					Technology	Type	Item no.
	Type	Item no.	PT 4-PE/L/HESI (5X20)	3002602			
	Connection technology	Push-in connection					
	Current / voltage	28 A / 500 V					
	Cross-section range (IEC//AWG)	0.2 mm <sup>2</sup> ... 6 mm <sup>2</sup> // 24 ... 10					
	Type	Item no.	PT 6-HESI (6,3X32)	3211870	Screw connection	UT 6-HESI (6,3X32)	3046401
	Connection technology	Push-in connection					
	Current / voltage	10 A / 630 V					
	Cross-section range (IEC//AWG)	0.5 mm <sup>2</sup> ... 10 mm <sup>2</sup> // 20 ... 8					
	Type	Item no.	PT 10-HESI (6,3X32)	1090617			
	Connection technology	Push-in connection					
	Current / voltage	10 A / 630 V					
	Cross-section range (IEC//AWG)	0.5 mm <sup>2</sup> ... 10 mm <sup>2</sup> // 20 ... 8					
	Type	Item no.	PT 6-DREHSI (5X20)	3025042			
	Connection technology	Push-in connection					
	Current / voltage	10 A / 1000 V					
	Cross-section range (IEC//AWG)	0.5 mm <sup>2</sup> ... 10 mm <sup>2</sup> // 20 ... 8					

Lever-type and screw cap fuse terminal blocks (F type)					Connection method versions		
					Technology	Type	Item no.
	Type	Item no.	PT 4-FSI/F	3208943			
	Connection technology	Push-in connection					
	Current / voltage	10 A / 400 V					
	Cross-section range (IEC//AWG)	0.2 mm <sup>2</sup> ... 6 mm <sup>2</sup> // 24 ... 10					
	Type	Item no.	ST 4-FSI/C	3036372			
	Connection technology	Spring-cage connection					
	Current / voltage	30 A / 400 V					
	Cross-section range (IEC//AWG)	0.08 mm <sup>2</sup> ... 4 mm <sup>2</sup> // 28 ... 12					
	Type	Item no.	PT 6-FSI/C	3212166			
	Connection technology	Push-in connection					
	Current / voltage	25 A / 400 V					
	Cross-section range (IEC//AWG)	0.5 mm <sup>2</sup> ... 10 mm <sup>2</sup> // 20 ... 8					

# Product overview of fuse and component terminal blocks

Lever-type and screw cap fuse terminal blocks (F type)				Connection method versions		
				Technology	Type	Item no.
	Type	Item no.	PT 10-FSI/C	<a href="#">1088498</a>		
	Connection technology		Push-in connection			
	Current / voltage		25 A / 400 V			
	Cross-section range (IEC//AWG)		0.5 mm <sup>2</sup> ... 10 mm <sup>2</sup> // 20 ... 8			





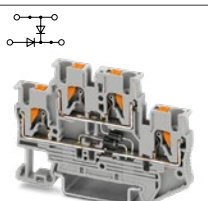
Lever-type fuse holders for photovoltaics				Connection method versions		
				Technology	Type	Item no.
	Type	Item no.	PT 10,3-HESI 1000V	<a href="#">3062142</a>		
	Connection technology		Push-in connection			
	Current / voltage		20 A / 1000 V DC			
	Cross-section range (IEC//AWG)		1.5 mm <sup>2</sup> ... 16 mm <sup>2</sup> // 14 ... 6			
	Type	Item no.	UK 10,3-HESI 1000V	<a href="#">3211236</a>		
	Connection technology		Screw connection			
	Current / voltage		30 A / 1000 V DC			
	Cross-section range (IEC//AWG)		0.75 mm <sup>2</sup> ... 25 mm <sup>2</sup> // 18 ... 4			
	Type	Item no.	UK 10,3-HESI 1000V	<a href="#">3211236</a>		
	Connection technology		Screw connection			
	Current / voltage		30 A / 1000 V DC			
	Cross-section range (IEC//AWG)		0.75 mm <sup>2</sup> ... 25 mm <sup>2</sup> // 18 ... 4			
	Type	Item no.	UK 10,3-HESI A 1500V	<a href="#">1069842</a>		
	Connection technology		Screw connection			
	Current / voltage		32 A / 1500 V DC			
	Cross-section range (IEC//AWG)		2.5 mm <sup>2</sup> ... 25 mm <sup>2</sup> // 12 ... 4			

# Product overview of fuse and component terminal blocks

1







2

CLIPLINE complete | Fuse and component terminal blocks






Component terminal blocks				Connection method versions		
				Technology	Type	Item no.
	Type	Item no.	QTTCB 1,5-DIO/O-U	3206241		
	Connection technology		Fast connection			
	Current / voltage		17.5 A / 500 V			
	Cross-section range (IEC//AWG)		0.25 mm <sup>2</sup> ... 1.5 mm <sup>2</sup> // 24 ... 16			
	Type	Item no.	PT 2,5-DIO/R-L	3210237		
	Connection technology		Push-in connection			
	Connection version		PT 2,5-DIO/L-R	3210224		Spring-cage connection
	Current / voltage		0.5 A / 800 V			ST 2,5-DIO/R-L
	Type	Item no.	PT 2,5-TWIN-DIO/R-L	3210253		
	Connection technology		Push-in connection			
	Connection version		PT 2,5-TWIN-DIO/L-R	3210240		Spring-cage connection
	Current / voltage		0.5 A / 800 V			ST 2,5-TWIN-DIO/R-L
	Type	Item no.	PT 2,5-QUATTRO-DIO/R-L	3210279		
	Connection technology		Push-in connection			
	Connection version		PT 2,5-QUATTRO-DIO/L-R	3210266		Spring-cage connection
	Current / voltage		0.5 A / 800 V			ST 2,5-QUATTRO-DIO/R-L
	Type	Item no.	ST 2,5-QUATTRO-DIO 1N 5408K/R-L	3002214		
	Connection technology		Spring-cage connection			
	Connection version		ST 2,5-QUATTRO-DIO 1N 5408K/L-R	3002216		
	Current / voltage		1.5 A / 800 V			
	Type	Item no.	PTTB 2,5-DIO/O-U	3210923		
	Connection technology		Push-in connection			
	Connection version		PTTB 2,5-DIO/U-O	3210936		Screw connection
	Current / voltage		0.5 A / 500 V			UTT 2,5-DIO/O-U
	Type	Item no.	PTTB 2,5-2DIO/O-UR/UL-UR	3215041		
	Connection technology		Push-in connection			
	Connection version		PTTB 2,5-2DIO/O-UL/UR-UL	3211430		Spring-cage connection
	Current / voltage		0.5 A / 500 V			UTT 2,5-2DIO/O-UL/O-UR
	Cross-section range (IEC//AWG)		0.14 mm <sup>2</sup> ... 4 mm <sup>2</sup> // 26 ... 12			STTB 2,5-2DIO/O-UL/O-UR
						3031555
						3046650
						3031597



# Product overview of fuse and component terminal blocks


Component terminal blocks				Connection method versions		
				Technology	Type	Item no.
	Type	Item no.	PTTB 2,5-R499/O-U	<a href="#">3210925</a>		
	Connection technology		Push-in connection			
	Current / voltage		20 A / 500 V			
	Cross-section range (IEC//AWG)		0.14 mm <sup>2</sup> ... 4 mm <sup>2</sup> // 26 ... 12			
	Type	Item no.	PTTB 2,5-LA 230	<a href="#">3211472</a>	Screw connection	UTT 2,5-LA 230
	Connection technology		Push-in connection			
	Current / voltage		20 A / 500 V			
	Cross-section range (IEC//AWG)		0.14 mm <sup>2</sup> ... 4 mm <sup>2</sup> // 26 ... 12			
	Type	Item no.	UTT 2,5-BE	<a href="#">3046744</a>	Spring-cage connection	STTB 2,5-LA230
	Connection technology		Screw connection			
	Current / voltage		24 A / 500 V			
	Cross-section range (IEC//AWG)		0.14 mm <sup>2</sup> ... 4 mm <sup>2</sup> // 26 ... 12			
	Type	Item no.	PTTB 2,5-2BE	<a href="#">3211480</a>		
	Connection technology		Push-in connection			
	Current / voltage		22 A / 500 V			
	Cross-section range (IEC//AWG)		0.14 mm <sup>2</sup> ... 4 mm <sup>2</sup> // 26 ... 12			
	Type	Item no.	PTTB 2,5-ILA 100	<a href="#">3215042</a>		
	Connection technology		Push-in connection			
	Current / voltage		100 mA / 500 V			
	Cross-section range (IEC//AWG)		0.14 mm <sup>2</sup> ... 4 mm <sup>2</sup> // 26 ... 12			
	Type	Item no.	UT 2,5-3L-LA24RD/O-M	<a href="#">3214288</a>		
	Connection technology		Screw connection			
	Current / voltage		19 A / 24 V			
	Cross-section range (IEC//AWG)		0.14 mm <sup>2</sup> ... 4 mm <sup>2</sup> // 26 ... 12			
	Type	Item no.	STTB 2,5-PT100 MD	<a href="#">3035564</a>		
	Connection technology		Spring-cage connection			
	Current / voltage		22 A / 500 V			
	Cross-section range (IEC//AWG)		0.08 mm <sup>2</sup> ... 2.5 mm <sup>2</sup> // 28 ... 14			

# Product overview of fuse and component terminal blocks

Component terminal blocks					Connection method versions		
					Technology	Type	Item no.
	Type	Item no.	UT 4-MTD-DIO/L-R	3046210			
	Connection technology		Screw connection				
	Connection version		UT 4-MTD-DIO/R-L	3046236			
	Current / voltage		0.5 A / 800 V				
	Cross-section range (IEC//AWG)		0.14 mm <sup>2</sup> ... 6 mm <sup>2</sup> // 26 ... 10				
	Type	Item no.	PT 4-QUATTRO-DIO 1N 5408/L-R	3211919			
	Connection technology		Push-in connection				
	Connection version		PT 4-QUATTRO-DIO 1N 5408/R-L	3211921			
	Current / voltage		1.5 A / 800 V				
	Cross-section range (IEC//AWG)		0.2 mm <sup>2</sup> ... 6 mm <sup>2</sup> // 24 ... 10				
	Type	Item no.	STME 6-DIO/R-L HV	3035692			
	Connection technology		Spring-cage connection				
	Connection version		STME 6-DIO/L-R HV	3035691			
	Current / voltage		5 A / 1000 V				
	Cross-section range (IEC//AWG)		0.2 mm <sup>2</sup> ... 6 mm <sup>2</sup> // 24 ... 10				
	Type	Item no.	PTME 6-BE	3035687	Spring-cage connection	STME 6-BE	3035688
	Connection technology		Push-in connection				
	Current / voltage		30 A / 500 V				
	Cross-section range (IEC//AWG)		0.5 mm <sup>2</sup> ... 6 mm <sup>2</sup> // 20 ... 10				
	Type	Item no.	PTME 6-DIO/R-L HV	3035698			
	Connection technology		Push-in connection				
	Connection version		PTME 6-DIO/L-R HV	3035697			
	Current / voltage		5 A / 1000 V				
	Cross-section range (IEC//AWG)		0.5 mm <sup>2</sup> ... 6 mm <sup>2</sup> // 20 ... 10				

## Plug-in terminal blocks

The plug-in terminal blocks consist of terminal blocks that have an entirely plug-in design and a special form of hybrid terminal blocks. The hybrid versions have a standardized plug-in zone on one side and Push-in, screw, spring-cage, or fast-connection technology on the other side. Thanks to the contact system, they are also resistant to extreme vibrations. The plug-in terminal blocks save you a lot of time when carrying out signal and power wiring.



### Your advantages

- ✓ Powerful plug-in contact enables nominal currents up to 41 A and nominal voltages up to 1,000 V
- ✓ Complete flexibility with connectors designed for assembly
- ✓ Protection against mismatching with coding options
- ✓ Vibration-resistant with optional latching accessories

# Information on the plug-in terminal blocks

## Plug-in connection solutions

The COMBI connection system enables the time-saving and modular configuration of your application. Like the terminal blocks, the COMBI connectors are available with Push-in, screw, spring-cage, and fast-connection technologies. The nominal data of up to 41 A and 1000 V provides a connection system for signal and power wiring. The system also meets stringent vibration requirements.


Both the terminal blocks and the connectors are touch-proof. A comprehensive range of accessories is available, from latching mechanisms and strain relief to shield connections.



*Plug-in contacts with various connection technologies*

## Ground terminals

The plug-in terminal blocks often have ground terminals that are the same shape. These terminals have the suffix -PE. The green-yellow terminals conform to standard IEC 60947-7-2 and are connected to the DIN rail by means of a metal PE foot. The connection between the terminal points and the DIN rail is established automatically when the terminals are snapped on.








*ST 2,5/2P-PE ground terminals*

## Important note

The technical data in the product tables relates to the specified reference item. It may differ slightly for connection versions in some cases. You will find the exact and complete data for the individual items in our online shop. There is also a list of corresponding accessories provided for each item.



# Product overview of plug-in terminal blocks

Terminal blocks that can be connected on both sides				Connection method versions		
				Technology	Type	Item no.
	Type	Item no.	PT 1,5/S/2P	3213784		
	Connection technology		Plug-in connection			
	Current / voltage		17.5 A / 500 V			
	Cross-section range (IEC//AWG)		0.14 mm <sup>2</sup> ... 1.5 mm <sup>2</sup> // 26 ... 16			
	Type	Item no.	ST 2,5/2P	3042133		
	Connection technology		Plug-in connection			
	Current / voltage		24 A / 500 V			
	Cross-section range (IEC//AWG)		0.08 mm <sup>2</sup> ... 2.5 mm <sup>2</sup> // 28 ... 14			
	Type	Item no.	ST 2,5-QUATTRO/4P	3042159		
	Connection technology		Plug-in connection			
	Current / voltage		24 A / 500 V			
	Cross-section range (IEC//AWG)		0.08 mm <sup>2</sup> ... 2.5 mm <sup>2</sup> // 28 ... 14			
	Type	Item no.	STTB 2,5/4P	3061486		
	Connection technology		Plug-in connection			
	Blue housing version		STTB 2,5/4P BU	3061512		
	PE version		STTB 2,5/4P-PE	3061499		
	Current / voltage		22 A / 500 V			
	Cross-section range (IEC//AWG)		0.08 mm <sup>2</sup> ... 2.5 mm <sup>2</sup> // 28 ... 14			
	Type	Item no.	ST 4/ 2P	3042735		
	Connection technology		Plug-in connection			
	Blue housing version		ST 4/ 2P BU	3043789		
	PE version		ST 4/ 2P-PE	3042748		
	Current / voltage		32 A / 800 V			
	Cross-section range (IEC//AWG)		0.08 mm <sup>2</sup> ... 4 mm <sup>2</sup> // 28 ... 12			



# Product overview of plug-in terminal blocks

Terminal blocks that can be connected on one side (feed-through terminal blocks and multi-conductor terminal blocks)					Connection method versions		
					Technology	Type	Item no.
	Type	Item no.	PT 1,5/S/1P	3208582	Push-in plug-in connection	PTS 1,5/S/1P	3214453
	Connection technology		Push-in/plug-in connection				
	Blue housing version	Item no.	PT 1,5/S/1P BU	3208595			
	PE version	Item no.	PT 1,5/S/1P-PE	3212332			
	Current / voltage		17.5 A / 500 V				
	Cross-section range (IEC//AWG)		0.14 mm <sup>2</sup> ... 1.5 mm <sup>2</sup> // 26 ... 16				
	Type	Item no.	PT 2,5/1P	3210033	Screw plug-in connection Spring-cage plug-in connection	UT 2,5/1P	3045017
	Connection technology		Push-in/plug-in connection				
	Blue housing version	Item no.	PT 2,5/1P BU	3210046			
	PE version	Item no.	PT 2,5/1P-PE	3210059			
	Current / voltage		24 A / 500 V				
	Cross-section range (IEC//AWG)		0.14 mm <sup>2</sup> ... 2.5 mm <sup>2</sup> // 26 ... 12				
	Type	Item no.	PT 4/1P	3211937	Screw plug-in connection Spring-cage plug-in connection	UT 4/ 1P	3045583
	Connection technology		Push-in/plug-in connection				
	Blue housing version	Item no.	PT 4/1P BU	3212007			
	PE version	Item no.	PT 4/1P-PE	3211942			
	Current / voltage		32 A / 800 V				
	Cross-section range (IEC//AWG)		0.2 mm <sup>2</sup> ... 6 mm <sup>2</sup> // 24 ... 10				
	Type	Item no.	UT 4/ 1P-H	3001369	Screw/plug-in connection		
	Connection technology		Screw/plug-in connection				
	PE version	Item no.	UT 4/ 1P-H-PE	3001372			
	Current / voltage		32 A / 800 V				
	Cross-section range (IEC//AWG)		0.14 mm <sup>2</sup> ... 6 mm <sup>2</sup> // 26 ... 10				
	Type	Item no.	PT 6/1P	3061758	Screw plug-in connection	UT 6/1P	3060539
	Connection technology		Push-in/plug-in connection				
	Blue housing version	Item no.	PT 6/1P BU	3061761			
	PE version	Item no.	PT 6/1P-PE	3061774			
	Current / voltage		41 A / 1000 V				
	Cross-section range (IEC//AWG)		0.5 mm <sup>2</sup> ... 10 mm <sup>2</sup> // 20 ... 8				
	Type	Item no.	PT 1,5/S-TWIN/1P	3212358	Push-in plug-in connection	PTS 1,5/S-TWIN/1P	3214709
	Connection technology		Push-in/plug-in connection				
	Blue housing version	Item no.	PT 1,5/S-TWIN/1P BU	3212361			
	PE version	Item no.	PT 1,5/S-TWIN/1P-PE	3212374			
	Current / voltage		17.5 A / 500 V				
	Cross-section range (IEC//AWG)		0.14 mm <sup>2</sup> ... 1.5 mm <sup>2</sup> // 26 ... 16				
	Type	Item no.	PT 2,5-TWIN/1P	3209633	Screw plug-in connection Spring-cage plug-in connection	UT 2,5-TWIN/1P	3060490
	Connection technology		Push-in/plug-in connection				
	Blue housing version	Item no.	PT 2,5-TWIN/1P BU	3209646			
	PE version	Item no.	PT 2,5-TWIN/1P-PE	3209659			
	Current / voltage		24 A / 500 V				
	Cross-section range (IEC//AWG)		0.14 mm <sup>2</sup> ... 4 mm <sup>2</sup> // 26 ... 12				

# Product overview of plug-in terminal blocks

Terminal blocks that can be connected on one side (feed-through terminal blocks and multi-conductor terminal blocks)					Connection method versions		
					Technology	Type	Item no.
	Type	Item no.	PT 4-TWIN/1P	3212200	Screw plug-in connection	UT 4-TWIN/ 1P	3060267
	Connection technology		Push-in/plug-in connection				
	Blue housing version		PT 4-TWIN/1P BU	3212201			
	PE version		PT 4-TWIN/1P-PE	3212202			
	Current / voltage		32 A / 800 V				
	Cross-section range (IEC//AWG)		0.2 mm <sup>2</sup> ... 6 mm <sup>2</sup> // 24 ... 10				
	Type	Item no.	PT 1,5/S-QUATTRO/2P	3212390			
	Connection technology		Push-in/plug-in connection				
	Blue housing version		PT 1,5/S-QUATTRO/2P BU	3212400			
	PE version		PT 1,5/S-QUATTRO/2P-PE	3212413			
	Current / voltage		17.5 A / 500 V				
	Cross-section range (IEC//AWG)		0.14 mm <sup>2</sup> ... 1.5 mm <sup>2</sup> // 26 ... 16				
	Type	Item no.	PT 4-QUATTRO/2P	3211991	Screw plug-in connection Spring-cage plug-in connection	UT 4-QUATTRO/ 2P ST 4-QUATTRO/2P	3060296 3042845
	Connection technology		Push-in/plug-in connection				
	Blue housing version		PT 4-QUATTRO/2P BU	3212000			
	PE version		PT 4-QUATTRO/2P-PE	3211999			
	Current / voltage		32 A / 800 V				
	Cross-section range (IEC//AWG)		0.2 mm <sup>2</sup> ... 6 mm <sup>2</sup> // 24 ... 10				
	Type	Item no.	PT 4/S-QUATTRO/1P	1107578			
	Connection technology		Push-in/plug-in connection				
	Current / voltage		24 A / 800 V				
	Cross-section range (IEC//AWG)		0.14 mm <sup>2</sup> ... 4 mm <sup>2</sup> // 26 ... 12				
	Type	Item no.	PT 4-QUATTRO/3CP	1091577			
	Connection technology		Push-in/plug-in connection				
	PE version		PT 4-QUATTRO/3CP-PE	1156663			
	Current / voltage		32 A / 800 V				
	Cross-section range (IEC//AWG)		0.2 mm <sup>2</sup> ... 6 mm <sup>2</sup> // 24 ... 10				
	Type	Item no.	PT 6-QUATTRO/2P	3061826	Screw plug-in connection	UT 6-QUATTRO/2P	3060568
	Connection technology		Push-in/plug-in connection				
	Blue housing version		PT 6-QUATTRO/2P BU	3061839			
	PE version		PT 6-QUATTRO/2P-PE	3061842			
	Current / voltage		41 A / 1000 V				
	Cross-section range (IEC//AWG)		0.5 mm <sup>2</sup> ... 10 mm <sup>2</sup> // 20 ... 8				
	Type	Item no.	PT 2,5-HEXA/3P	3040044			
	Connection technology		Push-in/plug-in connection				
	Blue housing version		PT 2,5-HEXA/3P BU	3040048			
	PE version		PT 2,5-HEXA/3P-PE	3040052			
	Current / voltage		24 A / 500 V				
	Cross-section range (IEC//AWG)		0.14 mm <sup>2</sup> ... 4 mm <sup>2</sup> // 26 ... 12				

# Product overview of plug-in terminal blocks



1



2


CLIPLINE complete | Plug-in terminal blocks

Terminal blocks that can be connected on one side (double-level and multi-level terminal blocks)				Connection method versions			
				Technology	Type	Item no.	
 	Type	Item no.	PTTB 1,5/S/2P	Push-in plug-in connection	PTTBS 1,5/S/2P	3214495	
	Connection technology		Push-in/plug-in connection				
	Blue housing version	Item no.	PTTB 1,5/S/2P BU				3212442
	PE version	Item no.	PTTB 1,5/S/2P-PE				3212455
	Current / voltage		16 A / 500 V				
	Cross-section range (IEC//AWG)		0.14 mm <sup>2</sup> ... 1.5 mm <sup>2</sup> // 26 ... 16		QTTCB 1,5/ 2P	3050196	
 	Type	Item no.	PTTB 1,5/S/4P	Plug-in connection			
	Connection technology		Plug-in connection				
	Blue housing version	Item no.	PTTB 1,5/S/4P BU		3213878		
	PE version	Item no.	PTTB 1,5/S/4P-PE		3213881		
	Current / voltage		16 A / 500 V				
	Cross-section range (IEC//AWG)		0.14 mm <sup>2</sup> ... 1.5 mm <sup>2</sup> // 26 ... 16				
 	Type	Item no.	PTTB 2,5/2P	Push-in plug-in connection	PTTBS 2,5/2P	3211260	
	Connection technology		Push-in/plug-in connection				
	Blue housing version	Item no.	PTTB 2,5/2P BU				3210884
	PE version	Item no.	PTTB 2,5/2P-PE				3210897
	Current / voltage		22 A / 500 V				
	Cross-section range (IEC//AWG)		0.14 mm <sup>2</sup> ... 2.5 mm <sup>2</sup> // 26 ... 14		UTTBS 2,5/2P	3060351	
 	Type	Item no.	STTB 2,5/2P SO	Spring-cage/plug-in connection			
	Connection technology		Spring-cage/plug-in connection				
	Blue housing version	Item no.	STTB 2,5/2P BU SO		3040902		
	PE version	Item no.	STTB 2,5/2P-PE SO		3040915		
	Current / voltage		22 A / 500 V				
	Cross-section range (IEC//AWG)		0.08 mm <sup>2</sup> ... 2.5 mm <sup>2</sup> // 28 ... 14		STTB 2,5/2P	3040054	
 	Type	Item no.	PTTBS 2,5-TWIN/2P	Push-in/plug-in connection			
	Connection technology		Push-in/plug-in connection				
	Blue housing version	Item no.	PTTBS 2,5-TWIN/2P BU		3210605		
	PE version	Item no.	PTTBS 2,5-TWIN/2P-PE		3210606		
	Current / voltage		18 A / 500 V				
	Cross-section range (IEC//AWG)		0.14 mm <sup>2</sup> ... 4 mm <sup>2</sup> // 26 ... 12				
 	Type	Item no.	PTS 1,5/S-3L/3P	Push-in/plug-in connection			
	Connection technology		Push-in/plug-in connection				
	Blue housing version	Item no.	PTS 1,5/S-3L/3P BU		1027882		
	Current / voltage		15 A / 500 V				
	Cross-section range (IEC//AWG)		0.14 mm <sup>2</sup> ... 1.5 mm <sup>2</sup> // 26 ... 16				
 	Type	Item no.	PTS 1,5/S-PE/L/N/3P	Push-in plug-in connection	PTS 1,5/S-3PE/3P	1027884	
	Connection technology		Push-in/plug-in connection				
	Current / voltage		15 A / 500 V				
	Cross-section range (IEC//AWG)		0.14 mm <sup>2</sup> ... 1.5 mm <sup>2</sup> // 26 ... 16				






# Product overview of plug-in terminal blocks

Terminal blocks that can be connected on one side (double-level and multi-level terminal blocks)				Connection method versions		
				Technology	Type	Item no.
	Type	Item no.	PT 2,5-4L/1P	Spring-cage plug-in connection	ST 2,5-4L/1P	3041985
	Connection technology		Push-in/plug-in connection			
	Current / voltage		10 A / 250 V			
	Cross-section range (IEC//AWG)		0.14 mm <sup>2</sup> ... 4 mm <sup>2</sup> // 26 ... 12			
	Type	Item no.	PT 2,5-4L/2P	Spring-cage plug-in connection	ST 2,5-4L/2P	3042007
	Connection technology		Push-in/plug-in connection			
	Current / voltage		10 A / 250 V			
	Cross-section range (IEC//AWG)		0.14 mm <sup>2</sup> ... 4 mm <sup>2</sup> // 26 ... 12			

Terminal blocks that can be connected on one side (feed-through and multi-conductor terminal blocks)				Connection method versions		
				Technology	Type	Item no.
	Type	Item no.	ST 2,5-TWIN-TG/1P			3040847
	Connection technology		Spring-cage/plug-in connection			
	Current / voltage		20 A / 400 V			
	Cross-section range (IEC//AWG)		0.08 mm <sup>2</sup> ... 2.5 mm <sup>2</sup> // 28 ... 14			
	Type	Item no.	ST 2,5-TWIN-MT/1P			3040766
	Connection technology		Spring-cage/plug-in connection			
	Current / voltage		20 A / 400 V			
	Cross-section range (IEC//AWG)		0.08 mm <sup>2</sup> ... 2.5 mm <sup>2</sup> // 28 ... 14			

Terminal blocks that can be connected on one side (miniature terminal blocks)				Connection method versions			
				Technology	Type	Item no.	
	Type	Item no.	MPT 1,5/S/1P			3248115	
	Connection technology		Push-in connection				
	Blue housing version		MPT 1,5/S/1P BU				3248116
	PE version		MPT 1,5/S/1P-PE				3248117
	Current / voltage		17.5 A / 500 V				
Cross-section range (IEC//AWG)		0.14 mm <sup>2</sup> ... 1.5 mm <sup>2</sup> // 26 ... 16					

# Product overview of plug-in terminal blocks

Terminal blocks that can be connected on one side (transformer terminal blocks)				Connection method versions		
				Technology	Type	Item no.
	Type	Item no.	UTME 4/1P	3057416		
	Connection technology	Screw/plug-in connection				
	Current / voltage	28 A / 500 V				
	Cross-section range (IEC//AWG)	0.14 mm <sup>2</sup> ... 6 mm <sup>2</sup> // 26 ... 10				
	Type	Item no.	UTME 4-CT/1P	3057432		
	Connection technology	Screw/plug-in connection				
	Current / voltage	28 A / 500 V				
	Cross-section range (IEC//AWG)	0.14 mm <sup>2</sup> ... 6 mm <sup>2</sup> // 26 ... 10				
	Type	Item no.	PTME 6/1P	3212306		
	Connection technology	Push-in connection				
	Current / voltage	30 A / 500 V				
	Cross-section range (IEC//AWG)	0.5 mm <sup>2</sup> ... 6 mm <sup>2</sup> // 20 ... 10				
	Type	Item no.	PTME 6-CT/1P	3212300		
	Connection technology	Push-in connection				
	PE version	PTMED 4-PE				
	Current / voltage	30 A / 500 V				
	Cross-section range (IEC//AWG)	0.5 mm <sup>2</sup> ... 6 mm <sup>2</sup> // 20 ... 10				
	Type	Item no.	PTMED 6-CT/1P	3212301		
	Connection technology	Push-in connection				
	PE version	PTMED 6-CT/1P-PE				
	Current / voltage	30 A / 500 V				
	Cross-section range (IEC//AWG)	0.5 mm <sup>2</sup> ... 6 mm <sup>2</sup> // 20 ... 10				



## Installation terminal blocks

The installation terminal blocks facilitate the configuration of building distributors. The particularly low-profile and compact installation terminal blocks are the perfect solution for wiring in distribution boards and flat distribution boards. The installation terminal block product range includes a wide variety of three-level installation terminal blocks and neutral conductor disconnect terminal blocks, as well as the corresponding feed-through terminal blocks, disconnect terminal blocks, and ground terminals.



### Your advantages

- ✓ Intelligent marshalling of three-phase systems with standard plug-in bridges
- ✓ Dielectric test without disconnecting the neutral conductor due to the integrated disconnect slide
- ✓ Simple feed-in with the multifunction brackets
- ✓ Easy connection of fieldbus systems

# Information on the installation terminal blocks

## Neutral-conductor disconnect terminal blocks

The neutral-conductor disconnect terminal blocks enable you to quickly and easily implement the contacting of the neutral busbar in just one step. Use a screwdriver to push the orange slider towards the neutral busbar. As soon as it has reached the limit position, the neutral busbar is contacted completely and the contacting is vibration-resistant. To disconnect the terminal blocks, simply push the disconnect slide away from the neutral busbar again; the terminal block and neutral busbar are now disconnected once more.

### Neutral busbar

The neutral-conductor disconnect terminal blocks and feed-in terminals can be optimally combined with the NLS-CU 3/10 SN. The neutral busbar is 3 mm high and 10 mm wide. It is made from tinned copper and certified in accordance with standard DIN VDE 0611-4: 1991-02.




Neutral-conductor disconnect terminal blocks for contacting the neutral busbar

## Feed-in terminals

With the feed-in terminals, you can contact neutral conductor busbars very quickly and conveniently. To do so, simply open the orange lever, insert the neutral busbar, and then close the lever again. You do not need any tools for this process, either during mounting or removal. In addition, very little force is required for installation.

Due to the special design of the feed-in terminals, the terminals also feature an end bracket and support bracket function. This allows you to save space in the usually small distributors. A support bracket of the same shape for the other side of the terminal strip rounds out the terminal block range.



Installation terminal blocks and multifunctional brackets

## Disconnect and knife-disconnect terminal blocks

The disconnect terminal blocks allow you to disconnect individual circuits for various measurements. The terminal blocks are tailored to your specific requirements in electrical installations. Wire the terminal blocks in accordance with DIN VDE 0100-0108, the standard for wiring and connection conditions in distribution boards for public buildings, and the requirements for the shutdown of individual circuits in accordance with DIN VDE 0100-718.

In addition to connecting and disconnecting circuits, the terminal blocks can also be used for other purposes. With the standardized, multifunctional disconnect zone, along with isolating plugs, you can also integrate components such as diodes and resistors, fuse plugs and switching locks, and feed-through connectors.



Disconnect and knife-disconnect terminal blocks

### AKG connection terminal blocks

Easily connect your neutral busbar to the protective conductor of the control cabinet using the AKG connection terminal blocks.



AKG connection terminal blocks

### Trunk line branch terminals

The branch terminals from the UDB series are suitable for the simple voltage pick-off of main supply lines up to 35 mm<sup>2</sup>. They are available in the five current conductor colors, for example, for three-phase cables.




UDB trunk line branch terminals

### KNX terminal blocks


KNX is a special fieldbus for applications in building automation. With a KNX bus system, various functions such as lighting, alarm, and climate controllers can be controlled automatically in buildings. Phoenix Contact provides special KNX terminal blocks for this, which allow these systems to be wired quickly and easily. With the double-level terminal blocks, you can implement the wiring of your KNX installation with an overall width of just 3.5 mm per terminal block. To ensure the easy assignment of the wire colors in the distributor, the terminal points in the terminal blocks are color coded to match

the respective wire colors. This enables the convenient marshalling of trunk lines and reserve lines of the KNX bus system. Along with this clear arrangement and the compact design, the KNX terminal blocks also allow easy potential transfer with standardized plug-in bridges.



KNX terminal blocks

# Product overview of installation terminal blocks

Feed-through terminal blocks					Connection method versions		
					Technology	Type	Item no.
	Type	Item no.	PTI 2,5	3213968			
	Connection technology		Push-in connection				
	Blue housing version		PTI 2,5 BU	3213969			
	PE version		PTI 2,5-PE	3213962			
	Current / voltage		24 A / 800 V				
	Cross-section range (IEC//AWG)		0.14 mm <sup>2</sup> ... 4 mm <sup>2</sup> // 26 ... 12				
	Type	Item no.	PTI 2,5-N	3213952			
	Connection technology		Push-in connection				
	Connection version		PTI 2,5-L	3213951			
	Current / voltage		24 A / 400 V				
	Cross-section range (IEC//AWG)		0.14 mm <sup>2</sup> ... 4 mm <sup>2</sup> // 26 ... 12				
	Type	Item no.	PTI 4	3213970			
	Connection technology		Push-in connection				
	Blue housing version		PTI 4 BU	3213971			
	PE version		PTI 4-PE	3213964			
	Current / voltage		32 A / 800 V				
	Cross-section range (IEC//AWG)		0.2 mm <sup>2</sup> ... 6 mm <sup>2</sup> // 24 ... 10				
	Type	Item no.	PTI 6	3213972			
	Connection technology		Push-in connection				
	Blue housing version		PTI 6 BU	3213973			
	PE version		PTI 6-PE	3213966			
	Current / voltage		41 A / 800 V				
	Cross-section range (IEC//AWG)		0.5 mm <sup>2</sup> ... 10 mm <sup>2</sup> // 20 ... 8				
	Type	Item no.	PTI 16/S	3214029			
	Connection technology		Push-in connection				
	Blue housing version		PTI 16/S BU	3214023			
	PE version		PTI 16/S-PE	3214024			
	Current / voltage		76 A / 500 V				
	Cross-section range (IEC//AWG)		0.5 mm <sup>2</sup> ... 16 mm <sup>2</sup> // 20 ... 6				

## Important note

The technical data in the product tables relates to the specified reference item.


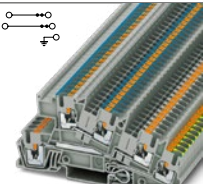

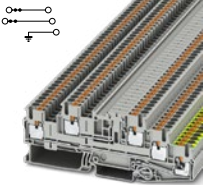
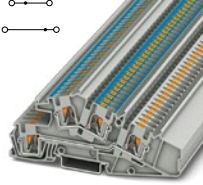

It may differ slightly for connection versions in some cases.

You will find the exact and complete data for the individual items in our online shop.

There is also a list of corresponding accessories provided for each item.



# Product overview of installation terminal blocks



Feed-through terminal blocks					Connection method versions		
					Technology	Type	Item no.
	Type	Item no.	UTI 35	3074088			
	Connection technology		Screw connection				
	Blue housing version		UTI 35 BU	3075731			
	PE version		UTI 35-PE	3074091			
	Current / voltage		125 A / 800 V				
	Cross-section range (IEC//AWG)		0.75 mm <sup>2</sup> ... 35 mm <sup>2</sup> // 18 ... 2				
	Type	Item no.	PTI 2,5-L/N	3213954			
	Connection technology		Push-in connection				
	Connection version		PTI 2,5-L/L	3213953			
	Current / voltage		24 A / 400 V				
	Cross-section range (IEC//AWG)		0.14 mm <sup>2</sup> ... 4 mm <sup>2</sup> // 26 ... 12				
	Type	Item no.	PTI 2,5-PE/L/N	3213950			
	Connection technology		Push-in connection				
	Connection version		PTI 2,5-PE/L/L	3213949			
	Current / voltage		24 A / 400 V				
	Cross-section range (IEC//AWG)		0.14 mm <sup>2</sup> ... 4 mm <sup>2</sup> // 26 ... 12				
	Type	Item no.	PTI 2,5-L/LB	3213945			
	Connection technology		Push-in connection				
	Current / voltage		24 A / 400 V				
	Cross-section range (IEC//AWG)		0.14 mm <sup>2</sup> ... 4 mm <sup>2</sup> // 26 ... 12				
	Type	Item no.	PTB 2,5-PE/L/L	3210547			
	Connection technology		Push-in connection				
	Current / voltage		20 A / 400 V				
	Cross-section range (IEC//AWG)		0.14 mm <sup>2</sup> ... 4 mm <sup>2</sup> // 26 ... 12				
	Type	Item no.	PTI 4-L/N	3214051			
	Connection technology		Push-in connection				
	Connection version		PTI 4-L/L	3214052			
	Current / voltage		28 A / 400 V				
	Cross-section range (IEC//AWG)		0.2 mm <sup>2</sup> ... 6 mm <sup>2</sup> // 24 ... 10				
	Type	Item no.	PTI 4-PE/L/N	3214049			
	Connection technology		Push-in connection				
	Connection version		PTI 4-PE/L/L	3214050			
	Current / voltage		28 A / 400 V				
	Cross-section range (IEC//AWG)		0.2 mm <sup>2</sup> ... 6 mm <sup>2</sup> // 24 ... 10				








# Product overview of installation terminal blocks





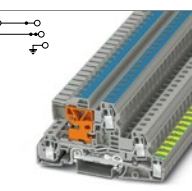
1

2

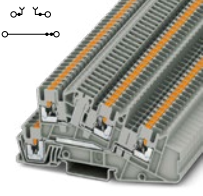

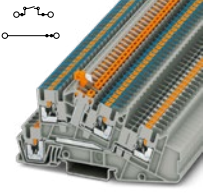
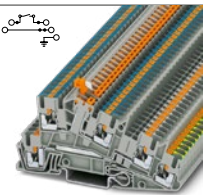
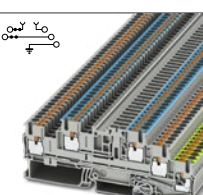
Feed-through terminal blocks				Connection method versions		
				Technology	Type	Item no.
	Type	Item no.	UTI 6-L/N	3076045		
	Connection technology	Screw connection				
	Connection version	UTI 6-L/L	3076042			
	Current / voltage	38 A / 400 V				
	Cross-section range (IEC//AWG)	0.2 mm <sup>2</sup> ... 10 mm <sup>2</sup> // 24 ... 8				
	Type	Item no.	UTI 6-PE/L/N	3076041		
	Connection technology	Screw connection				
	Connection version	UTI 6-PE/L/L	3076040			
	Current / voltage	38 A / 400 V				
	Cross-section range (IEC//AWG)	0.2 mm <sup>2</sup> ... 10 mm <sup>2</sup> // 24 ... 8				

Neutral-conductor disconnect terminal blocks				Connection method versions		
				Technology	Type	Item no.
	Type	Item no.	PTN 2,5	3213963		
	Connection technology	Push-in connection				
	Current / voltage	24 A / 250 V				
	Cross-section range (IEC//AWG)	0.14 mm <sup>2</sup> ... 4 mm <sup>2</sup> // 26 ... 12				
	Type	Item no.	PTN 4	3213965		
	Connection technology	Push-in connection				
	Current / voltage	32 A / 250 V				
	Cross-section range (IEC//AWG)	0.2 mm <sup>2</sup> ... 4 mm <sup>2</sup> // 24 ... 12				
	Type	Item no.	PTN 6	3213967		
	Connection technology	Push-in connection				
	Current / voltage	41 A / 400 V				
	Cross-section range (IEC//AWG)	0.5 mm <sup>2</sup> ... 6 mm <sup>2</sup> // 20 ... 10				
	Type	Item no.	UTN 10	3245040		
	Connection technology	Screw connection				
	Current / voltage	57 A / 400 V				
	Cross-section range (IEC//AWG)	0.5 mm <sup>2</sup> ... 16 mm <sup>2</sup> // 20 ... 6				
	Type	Item no.	PTN 16/S	3214025		
	Connection technology	Push-in connection				
	Current / voltage	68 A / 500 V				
	Cross-section range (IEC//AWG)	0.5 mm <sup>2</sup> ... 16 mm <sup>2</sup> // 20 ... 6				
				Screw connection	UTN 16	3245053
				Spring-cage connection	STN 16	3038286


# Product overview of installation terminal blocks





Neutral-conductor disconnect terminal blocks				Connection method versions		
				Technology	Type	Item no.
	Type	Item no.	UTN 35	3245066		
	Connection technology	Special and mixed connection				
	Current / voltage	110 A / 400 V				
	Cross-section range (IEC//AWG)	0.75 mm <sup>2</sup> ... 35 mm <sup>2</sup> // 18 ... 2				
	Type	Item no.	PTI 2,5-L/NT	3213947		
	Connection technology	Push-in connection				
	Connection version	PTI 2,5-L/LT	3213948			
	Current / voltage	24 A / 400 V				
	Cross-section range (IEC//AWG)	0.14 mm <sup>2</sup> ... 4 mm <sup>2</sup> // 26 ... 12				
	Type	Item no.	PTI 2,5-PE/L/NT	3213946		
	Connection technology	Push-in connection				
	Current / voltage	24 A / 400 V				
	Cross-section range (IEC//AWG)	0.14 mm <sup>2</sup> ... 4 mm <sup>2</sup> // 26 ... 12				
	Type	Item no.	PTI 4-PE/L/NT	3214047		
	Connection technology	Push-in connection				
	Connection version	PTI 4-PE/L/LT	3214048			
	Current / voltage	28 A / 400 V				
	Cross-section range (IEC//AWG)	0.2 mm <sup>2</sup> ... 6 mm <sup>2</sup> // 24 ... 10				
	Type	Item no.	UTI 6-PE/L/NT	3076039		
	Connection technology	Screw connection				
	Connection version	UTI 6-PE/L/LT	3076043			
	Current / voltage	38 A / 400 V				
	Cross-section range (IEC//AWG)	0.2 mm <sup>2</sup> ... 10 mm <sup>2</sup> // 24 ... 8				
				Screw connection	UTI 2,5-PE/L/NT	3076028
				Spring-cage connection	STI 2,5-PE/L/NT	3031827
				Screw connection	UTI 2,5-L/LB	3076033

# Product overview of installation terminal blocks



Disconnect terminal blocks				Connection method versions		
				Technology	Type	Item no.
	Type	Item no.	PTI 2,5-L/TG	3213961		
	Connection technology	Push-in connection				
	Current / voltage	24 A / 400 V				
	Cross-section range (IEC//AWG)	0.14 mm <sup>2</sup> ... 4 mm <sup>2</sup> // 26 ... 12				
	Type	Item no.	PTI 2,5-PE/L/TG	3213960		
	Connection technology	Push-in connection				
	Current / voltage	24 A / 400 V				
	Cross-section range (IEC//AWG)	0.14 mm <sup>2</sup> ... 4 mm <sup>2</sup> // 26 ... 12				
	Type	Item no.	PTI 2,5-L/NTB	3213956		
	Connection technology	Push-in connection				
	Connection version	PTI 2,5-L/LTB	3213958			
	Current / voltage	24 A / 400 V				
	Cross-section range (IEC//AWG)	0.14 mm <sup>2</sup> ... 4 mm <sup>2</sup> // 26 ... 12				
	Type	Item no.	PTI 2,5-PE/L/NTB	3213955		
	Connection technology	Push-in connection				
	Connection version	PTI 2,5-PE/L/LTB	3213957			
	Current / voltage	24 A / 400 V				
	Cross-section range (IEC//AWG)	0.14 mm <sup>2</sup> ... 4 mm <sup>2</sup> // 26 ... 12				
	Type	Item no.	PTB 2,5-PE/L/NTG	3210545		
	Connection technology	Push-in connection				
	Current / voltage	22 A / 400 V				
	Cross-section range (IEC//AWG)	0.14 mm <sup>2</sup> ... 4 mm <sup>2</sup> // 26 ... 12				
				Screw connection	UTI 2,5-PE/L/NTB	3076032
				Spring-cage connection	STI 2,5-PE/L/NTB	3038642




# Product overview of installation terminal blocks

Support bracket				Connection method versions		
				Technology	Type	Item no.
	Type	Item no.	PTI 16-NLS-FI	1030130		
	Connection technology		Push-in connection			
	Blue housing version		PTI 16-NLS-FI BU	1030131		
	Current / voltage		70 A / 1000 V			
	Cross-section range (IEC//AWG)		0.5 mm <sup>2</sup> ... 16 mm <sup>2</sup> // 20 ... 6			

AKG connection terminal blocks				Connection method versions		
				Technology	Type	Item no.
	Type	Item no.	AKG 4 BU	0421016		
	Connection technology		Screw connection			
	Current / voltage		41 A / 300 V			
	Cross-section range (IEC//AWG)		0.5 mm <sup>2</sup> ... 4 mm <sup>2</sup> // 20 ... 12			
	Type	Item no.	AKG 4 BK-EX	0421058		
	Connection technology		Screw connection			
	Current / voltage		32 A / 300 V			
	Cross-section range (IEC//AWG)		0.5 mm <sup>2</sup> ... 4 mm <sup>2</sup> // 20 ... 12			
	Type	Item no.	AKG 16 GY	0423043		
	Connection technology		Screw connection			
	Current / voltage		76 A / 300 V			
	Cross-section range (IEC//AWG)		1.5 mm <sup>2</sup> ... 16 mm <sup>2</sup> // 14 ... 6			
	Type	Item no.	AKG 35 BU	0424013		
	Connection technology		Screw connection			
	Current / voltage		125 A / 300 V			
	Cross-section range (IEC//AWG)		2.5 mm <sup>2</sup> ... 35 mm <sup>2</sup> // 12 ... 2			

# Product overview of installation terminal blocks


Trunk line branch terminals				Connection method versions		
				Technology	Type	Item no.
	Type	Item no.	UDB 2X25/16 GY	3071355		
	Connection technology		Screw connection			
	Blue housing version		UDB 2X25/16 BU	3071358		
	Current / voltage		101 A / 400 V			
	Cross-section range (IEC//AWG)		1.5 mm <sup>2</sup> ... 16 mm <sup>2</sup> // 14 ... 6			
	Type	Item no.	UDB 2X35/25 GY	3071350		
	Connection technology		Screw connection			
	Blue housing version		UDB 2X35/25 BU	3071353		
	Current / voltage		125 A / 400 V			
	Cross-section range (IEC//AWG)		10 mm <sup>2</sup> ... 25 mm <sup>2</sup> // 6 ... 4			

KNX terminal blocks				Connection method versions		
				Technology	Type	Item no.
	Type	Item no.	PTTBS 1,5/S-KNX	3214663		
	Connection technology		Push-in connection			
	Current / voltage		16 A / 500 V			
	Cross-section range (IEC//AWG)		0.14 mm <sup>2</sup> ... 1.5 mm <sup>2</sup> // 26 ... 16			
	Type	Item no.	PTTBS 1,5/S WH/U-BK/O-RD	3214662		
	Connection technology		Push-in connection			
	Current / voltage		16 A / 500 V			
	Cross-section range (IEC//AWG)		0.14 mm <sup>2</sup> ... 1.5 mm <sup>2</sup> // 26 ... 16			
	Type	Item no.	PTTBS 1,5/S WH/U-YE/O-WH	3214661		
	Connection technology		Push-in connection			
	Current / voltage		16 A / 500 V			
	Cross-section range (IEC//AWG)		0.14 mm <sup>2</sup> ... 1.5 mm <sup>2</sup> // 26 ... 16			



## High-current terminal blocks

High-current terminal blocks are designed for a nominal voltage of up to 1,500 V. The terminal blocks can be snapped onto a DIN rail or screwed onto the mounting panel by means of direct mounting. Corresponding pick-off terminal blocks and bridges enable easy feed-in and potential distribution.



### Your advantages

- ✓ Easy contacting of conductors up to 185 mm<sup>2</sup> and 1,500 V IEC / 1,000 V
- ✓ Easy voltage pick-off with snap-on terminal blocks
- ✓ Easy potential distribution with special bridges
- ✓ Flexible mounting with DIN rail or direct mounting versions

# Information on the high-current terminal blocks

## PTPOWER and UKH block versions


The PTPOWER and UKH terminals are available as individual terminals or as terminal blocks. The terminal blocks are made up of several terminals and are marked as follows:

- PTPOWER 35-3 L
- PTPOWER 35-3L/N
- PTPOWER 35-3L/FE
- PTPOWER 35-3L/N/FE

The letters stand for different uses and also define the color of the individual blocks:

- L = Gray
- N = Blue
- FE = Yellow-Black

For example, the PTPOWER 35-3L/N/FE terminal block consists of three gray terminals, one blue terminal, and one black-yellow terminal. You will find the block versions in our online shop.



PTPOWER 95 as a block version


## PTPOWER versions with extra test pick-off

In addition to the standard versions, the 50, 95, and 185 mm<sup>2</sup> PTPOWER terminals include versions that feature an extra test pick-off in the middle of the terminal block. The product designations for these versions have the suffix P.

Example:

- PTPOWER 185 P
- PTPOWER 185 P-F


The PTPOWER 35 terminals do not feature this test pick-off, as the 35 mm<sup>2</sup> versions have two function shafts. These shafts can be used to extend the potential and to facilitate testing.



PTPOWER 95 with test pick-off in the middle








## Ground terminals

The high-current terminal blocks often have PE terminals that are the same shape. These terminals have the suffix -PE. The green-yellow terminals conform to standard IEC 60947-7-2 and are connected to the DIN rail by means of a metal PE foot. The connection between the terminal points and the DIN rail is established automatically when the terminals are snapped on.



PTPOWER 95-PE ground terminal

# Product overview of high-current terminal blocks

PTPOWER (DIN rail mounting)				Connection method versions			
				Technology	Type	Item no.	
	Type	Item no.	PTPOWER 35	<a href="#">3212064</a>	PowerTurn connection	PTPOWER 35 P	<a href="#">3212091</a>
	Connection technology		PowerTurn connection				
	Blue housing version		PTPOWER 35 BU	<a href="#">3212065</a>			
	PE version		PTPOWER 35-PE	<a href="#">3212066</a>			
	Current / voltage		125 A / 1000 V				
	Cross-section range (IEC//AWG)		2.5 mm <sup>2</sup> ... 35 mm <sup>2</sup> // 12 ... 2				
	Type	Item no.	PTPOWER 50	<a href="#">3260050</a>	PowerTurn connection	PTPOWER 50 P	<a href="#">3260065</a>
	Connection technology		PowerTurn connection				
	Blue housing version		PTPOWER 50 BU	<a href="#">3260051</a>			
	PE version		PTPOWER 50-PE	<a href="#">3260052</a>			
	Current / voltage		150 A / 1000 V				
	Cross-section range (IEC//AWG)		10 mm <sup>2</sup> ... 70 mm <sup>2</sup> // 6 ... 2/0				
	Type	Item no.	PTPOWER 95	<a href="#">3260100</a>	PowerTurn connection	PTPOWER 95 P	<a href="#">3260163</a>
	Connection technology		PowerTurn connection				
	Blue housing version		PTPOWER 95 BU	<a href="#">3260103</a>			
	PE version		PTPOWER 95-PE	<a href="#">3260106</a>			
	Current / voltage		232 A / 1000 V				
	Cross-section range (IEC//AWG)		25 mm <sup>2</sup> ... 95 mm <sup>2</sup> // 2 ... 3/0				
	Type	Item no.	PTPOWER 185	<a href="#">1054722</a>	PowerTurn connection	PTPOWER 185 P	<a href="#">1054725</a>
	Connection technology		PowerTurn connection				
	Blue housing version		PTPOWER 185 BU	<a href="#">1054723</a>			
	Current / voltage		309 A / 1000 V				
	Cross-section range (IEC//AWG)		95 mm <sup>2</sup> ... 185 mm <sup>2</sup> // 250 kcmil ... 350 kcmil				

## Important note

The technical data in the product tables relates to the specified reference item. It may differ slightly for connection versions in some cases. You will find the exact and complete data for the individual items in our online shop. There is also a list of corresponding accessories provided for each item.










# Product overview of high-current terminal blocks









1

2

CLIPLINE complete | High-current terminal blocks

PTPOWER (flange mounting)				Connection method versions		
				Technology	Type	Item no.
 	Type	Item no.	PTPOWER 35-F	<a href="#">3212078</a>		
	Connection technology		PowerTurn connection			
	Blue housing version		PTPOWER 35-F BU	<a href="#">3212079</a>		
	Current / voltage		125 A / 1000 V			
	Cross-section range (IEC//AWG)		2.5 mm <sup>2</sup> ... 35 mm <sup>2</sup> // 12 ... 2			
 	Type	Item no.	PTPOWER 50-F	<a href="#">3260061</a>	PowerTurn connection    PTPOWER 50 P-F <a href="#">1091232</a>	
	Connection technology		PowerTurn connection			
	Blue housing version		PTPOWER 50-F BU	<a href="#">3260062</a>		
	Current / voltage		150 A / 1000 V			
	Cross-section range (IEC//AWG)		10 mm <sup>2</sup> ... 70 mm <sup>2</sup> // 6 ... 2/0			
 	Type	Item no.	PTPOWER 95-F	<a href="#">3260133</a>	PowerTurn connection    PTPOWER 95 P-F <a href="#">1091239</a>	
	Connection technology		PowerTurn connection			
	Blue housing version		PTPOWER 95-F BU	<a href="#">3260136</a>		
	Current / voltage		232 A / 1000 V			
	Cross-section range (IEC//AWG)		25 mm <sup>2</sup> ... 95 mm <sup>2</sup> // 2 ... 3/0			
	Type	Item no.	PTPOWER 185 F	<a href="#">1054732</a>	PowerTurn connection    PTPOWER 185 P-F <a href="#">1054739</a>	
	Connection technology		PowerTurn connection			
	Blue housing version		PTPOWER 185 F BU	<a href="#">1054733</a>		
	Current / voltage		309 A / 1000 V			
	Cross-section range (IEC//AWG)		95 mm <sup>2</sup> ... 185 mm <sup>2</sup> // 250 kcmil ... 350 kcmil			

# Product overview of high-current terminal blocks





UKH (DIN rail mounting)				Connection method versions		
				Technology	Type	Item no.
 	Type	Item no.	UKH 50	<a href="#">3009118</a>		
	Connection technology		Screw connection			
	Blue housing version		UKH 50 BU	<a href="#">3009105</a>		
	Current / voltage		150 A / 1000 V			
	Cross-section range (IEC//AWG)		25 mm <sup>2</sup> ... 70 mm <sup>2</sup> // 2 ... 2/0			
 	Type	Item no.	UKH 70	<a href="#">3213140</a>		
	Connection technology		Screw connection			
	Blue housing version		UKH 70 BU	<a href="#">3244601</a>		
	PE version		UKH 70-PE/S	<a href="#">3213141</a>		
	Current / voltage		192 A / 1000 V			
Cross-section range (IEC//AWG)		25 mm <sup>2</sup> ... 70 mm <sup>2</sup> // 2 ... 2/0				
 	Type	Item no.	UKH 95	<a href="#">3010013</a>		
	Connection technology		Screw connection			
	Blue housing version		UKH 95 BU	<a href="#">3010136</a>		
	Current / voltage		232 A / 1000 V			
	Cross-section range (IEC//AWG)		35 mm <sup>2</sup> ... 95 mm <sup>2</sup> // 1/0 ... 3/0			
 	Type	Item no.	UKH 240	<a href="#">3010217</a>		
	Connection technology		Screw connection			
	Blue housing version		UKH 240 BU	<a href="#">0711852</a>		
	Current / voltage		415 A / 1000 V			
	Cross-section range (IEC//AWG)		70 mm <sup>2</sup> ... 240 mm <sup>2</sup> // 3/0 ... 350 kcmil			





# Product overview of high-current terminal blocks

1


2

UKH (flange mounting)				Connection method versions		
				Technology	Type	Item no.
	Type	Item no.	UKH 50-F	3247019		
	Connection technology		Screw connection			
	Blue housing version		UKH 50-F BU	3247062		
	Current / voltage		150 A / 1000 V			
	Cross-section range (IEC//AWG)		25 mm <sup>2</sup> ... 70 mm <sup>2</sup> // 2 ... 2/0			
	Type	Item no.	UKH 70-F	3247051		
	Connection technology		Screw connection			
	Blue housing version		UKH 70-F BU	3247063		
	Current / voltage		192 A / 1000 V			
	Cross-section range (IEC//AWG)		25 mm <sup>2</sup> ... 70 mm <sup>2</sup> // 2 ... 2/0			
	Type	Item no.	UKH 95-F	3247022		
	Connection technology		Screw connection			
	Blue housing version		UKH 95-F BU	3247064		
	Current / voltage		232 A / 1000 V			
	Cross-section range (IEC//AWG)		35 mm <sup>2</sup> ... 95 mm <sup>2</sup> // 1/0 ... 3/0			
	Type	Item no.	UKH 240-F	3247048		
	Connection technology		Screw connection			
	Blue housing version		UKH 240-F BU	3247066		
	Current / voltage		415 A / 1000 V			
	Cross-section range (IEC//AWG)		70 mm <sup>2</sup> ... 240 mm <sup>2</sup> // 3/0 ... 350 kcmil			

UKH				Connection method versions		
				Technology	Type	Item no.
	Type	Item no.	UKH 50 1500V	3247400		
	Connection technology		Screw connection			
	Blue housing version		UKH 50 1500V BU	3247402		
	Current / voltage		150 A / 1500 V DC			
	Cross-section range (IEC//AWG)		25 mm <sup>2</sup> ... 70 mm <sup>2</sup> // 2 ... 2/0			
	Type	Item no.	UKH 70/4X10	3213142		
	Connection technology		Screw connection			
	Blue housing version		UKH 70/4X10 BU	3213143		
	PE version		UKH 70/4X10-PE	3213144		
	Current / voltage		192 A / 1500 V DC			
	Cross-section range (IEC//AWG)		25 mm <sup>2</sup> ... 70 mm <sup>2</sup> // 2 ... 2/0			

## Miniature and micro terminal blocks

The miniature and micro terminal blocks accommodate the increasing miniaturization in machine building and switchgear and control cabinet building. Despite their small size, the terminal blocks use the standardized bridge, marking, and test accessories of the CLIPLINE complete system.



### Your advantages

- ✓ Space-saving due to the compact design with flexible mounting options
- ✓ Easy potential distribution with standard plug-in bridges
- ✓ Testing options for all common test probes
- ✓ Time-saving and modular layout


# Information on the miniature and micro terminal blocks

## Miniature terminal blocks

The miniature terminal blocks have an overall width of just 3.5 mm and an installed height of 28.1 mm on an NS 15 DIN rail. This makes the mini feed-through terminal blocks ideal for mounting in small control boxes, control panels, or junction boxes. You can install rigid conductors with cross-sections up to 4 mm<sup>2</sup> with these terminal blocks. The standardized

identification covers the function shaft of the small terminal blocks.

The terminal blocks use the familiar plug-in components and accessories of the CLIPLINE complete system.




MPT 2,5 miniature terminal blocks

## Miniature terminal blocks

The MPTD double miniature terminal blocks enable particularly space-saving wiring. Unlike the other mini terminal blocks, the miniature terminal blocks consist of two miniature terminal blocks permanently connected together. These miniature terminal blocks are not only connected, but also have a permanently integrated bridging, which makes the blocks ideal for quick and easy potential

distribution. Due to the function shaft, the terminal blocks can be used very flexibly despite their compact design.



MPTD miniature terminal blocks

## Micro terminal blocks

The micro terminal blocks accommodate conductors with a connection capacity of 0.14 to 1.5 mm<sup>2</sup>. The terminal blocks provide a particularly space-saving wiring solution in various mounting types. You can snap the micro terminal blocks onto an NS 15 DIN rail or secure them directly to the mounting wall using securing pins or latching flanges. The individual terminal

blocks have an extra test pick-off for servicing and maintenance work.

The micro terminal blocks are also available as compact potential distributor versions with various numbers of positions. The individual terminal points are identified with self-adhesive marking strips.



MP 1,5 micro terminal block

## Ground terminals

The miniature terminal blocks often have PE terminals that are the same shape. These terminals have the suffix -PE. The green-yellow terminals conform to standard IEC 60947-7-2 and are connected to the DIN rail by means of a metal PE foot. The connection between the terminal points and the DIN rail is established automatically when the terminals are snapped on.



MPT 2,5-PE ground terminal

# Information on the miniature and micro terminal blocks

## Modular miniature terminal blocks with Push-in






The MPT 2,5 miniature terminal blocks are available as modular single blocks. Choose between the following mounting types: NS 15 DIN rail, NS 35 DIN rail, direct mounting via flange, or mounting using securing pins.

Fill the rest of the terminal strip with MPT 2,5-M blocks. These single blocks can be easily connected to the function shafts to form a terminal block with the securing pins on the sides.




Depending on the preferred mounting type, select two of the following special blocks:

- MPT 2,5-RZ – securing pin
- MPT 2,5-NS35 – DIN rail
- MPT 2,5-NS15 – DIN rail
- D-MPT 2,5-F – flange cover



Mini feed-through terminal blocks				Connection method versions		
				Technology	Type	Item no.
	Type	Item no.	MPT 1,5/S	3248100		
	Connection technology		Push-in connection			
	Blue housing version		MPT 1,5/S BU	3248101		
	PE version		MPT 1,5/S-PE	3248110		
	Current / voltage		17.5 A / 500 V			
	Cross-section range (IEC//AWG)		0.14 mm <sup>2</sup> ... 1.5 mm <sup>2</sup> // 26 ... 16			
	Type	Item no.	MUT 1,5	3248025		
	Connection technology		Screw connection			
	Blue housing version		MUT 1,5 BU	3248026		
	PE version		MUT 1,5-PE	3248027		
	Current / voltage		17.5 A / 400 V			
	Cross-section range (IEC//AWG)		0.14 mm <sup>2</sup> ... 1.5 mm <sup>2</sup> // 26 ... 16			
	Type	Item no.	MPT 2,5	3248125		
	Connection technology		Push-in connection			
	Blue housing version		MPT 2,5 BU	3248126		
	PE version		MPT 2,5-PE	3248130		
	Current / voltage		24 A / 500 V			
	Cross-section range (IEC//AWG)		0.14 mm <sup>2</sup> ... 2.5 mm <sup>2</sup> // 26 ... 14			
	Type	Item no.	MUT 2,5	3248030		
	Connection technology		Screw connection			
	Blue housing version		MUT 2,5 BU	3248031		
	PE version		MUT 2,5-PE	3248032		
	Current / voltage		24 A / 500 V			
	Cross-section range (IEC//AWG)		0.2 mm <sup>2</sup> ... 4 mm <sup>2</sup> // 24 ... 12			
	Type	Item no.	MPT 4	3249000		
	Connection technology		Push-in connection			
	Blue housing version		MPT 4 BU	3249001		
	PE version		MPT 4-PE	3249002		
	Current / voltage		32 A / 500 V			
	Cross-section range (IEC//AWG)		0.2 mm <sup>2</sup> ... 6 mm <sup>2</sup> // 24 ... 10			


# Product overview of miniature and micro terminal blocks





Mini feed-through terminal blocks					Connection method versions		
					Technology	Type	Item no.
 	Type	Item no.	MUT 4	<a href="#">3248035</a>			
	Connection technology		Screw connection				
	Blue housing version		MUT 4 BU	<a href="#">3248036</a>			
	PE version		MUT 4-PE	<a href="#">3248037</a>			
	Current / voltage		32 A / 500 V				
	Cross-section range (IEC//AWG)		0.2 mm <sup>2</sup> ... 6 mm <sup>2</sup> // 24 ... 10				
	Type	Item no.	MUT 6	<a href="#">3248038</a>			
	Connection technology		Screw connection				
	Blue housing version		MUT 6 BU	<a href="#">3248039</a>			
	PE version		MUT 6-PE	<a href="#">3248040</a>			
	Current / voltage		41 A / 500 V				
	Cross-section range (IEC//AWG)		0.25 mm <sup>2</sup> ... 6 mm <sup>2</sup> // 24 ... 10				


Mini double-level terminal blocks					Connection method versions		
					Technology	Type	Item no.
	Type	Item no.	MUTTB 2,5	<a href="#">3249013</a>			
	Connection technology		Screw connection				
	Blue housing version		MUTTB 2,5 BU	<a href="#">3249014</a>			
	Current / voltage		22 A / 500 V				
	Cross-section range (IEC//AWG)		0.2 mm <sup>2</sup> ... 2.5 mm <sup>2</sup> // 24 ... 14				
	Type	Item no.	MUTTB 2,5-PV	<a href="#">3249015</a>			
	Connection technology		Screw connection				
	Blue housing version		MUTTB 2,5-PV BU	<a href="#">1066345</a>			
	Current / voltage		22 A / 500 V				
	Cross-section range (IEC//AWG)		0.2 mm <sup>2</sup> ... 2.5 mm <sup>2</sup> // 4 ... 14				
	Type	Item no.	MUTTB 2,5-BE	<a href="#">1066350</a>			
	Connection technology		Screw connection				
	Current / voltage		22 A / 500 V				
	Cross-section range (IEC//AWG)		0.2 mm <sup>2</sup> ... 2.5 mm <sup>2</sup> // 4 ... 14				
	Type	Item no.	MUTTB 2,5-DIO/O-U	<a href="#">1066346</a>			
	Connection technology		Screw connection				
	Connection version		MUTTB 2,5-DIO/U-O	<a href="#">1066347</a>			
	Current / voltage		0.5 A / 500 V				
	Cross-section range (IEC//AWG)		0.2 mm <sup>2</sup> ... 2.5 mm <sup>2</sup> // 4 ... 14				
	Type	Item no.	MUTTB 2,5-2DIO/O-UL/O-UR	<a href="#">1066348</a>			
	Connection technology		Screw connection				
	Current / voltage		0.5 A / 500 V				
	Cross-section range (IEC//AWG)		0.2 mm <sup>2</sup> ... 2.5 mm <sup>2</sup> // 4 ... 14				



# Product overview of miniature and micro terminal blocks

Plug-in miniature terminal blocks					Connection method versions		
					Technology	Type	Item no.
	Type	Item no.	MPT 1,5/S/1P	<a href="#">3248115</a>			
	Connection technology		Push-in connection				
	Blue housing version		MPT 1,5/S/1P BU	<a href="#">3248116</a>			
	PE version		MPT 1,5/S/1P-PE	<a href="#">3248117</a>			
	Current / voltage		17.5 A / 500 V				
	Cross-section range (IEC//AWG)		0.14 mm <sup>2</sup> ... 1.5 mm <sup>2</sup> // 26 ... 16				

Double miniature terminal blocks					Connection method versions		
					Technology	Type	Item no.
 NEW	Type	Item no.	MPTD 2,5-NS 35	<a href="#">1429438</a>			
	Connection technology		Push-in connection				
	Blue housing version		MPTD 2,5-NS 35 BU	<a href="#">1429439</a>			
	Current / voltage		24 A / 800 V				
	Cross-section range (IEC//AWG)		0.14 mm <sup>2</sup> ... 4 mm <sup>2</sup> // 26 ... 12				
 NEW	Type	Item no.	MPTD 2,5-RZ	<a href="#">1429441</a>			
	Connection technology		Push-in connection				
	Blue housing version		MPTD 2,5-RZ BU	<a href="#">1429442</a>			
	Current / voltage		24 A / 800 V				
	Cross-section range (IEC//AWG)		0.14 mm <sup>2</sup> ... 4 mm <sup>2</sup> // 26 ... 12				
 NEW	Type	Item no.	MPTD 2,5-M	<a href="#">1429280</a>			
	Connection technology		Push-in connection				
	Blue housing version		MPTD 2,5-M BU	<a href="#">1429430</a>			
	Current / voltage		24 A / 800 V				
	Cross-section range (IEC//AWG)		0.14 mm <sup>2</sup> ... 4 mm <sup>2</sup> // 26 ... 12				
 NEW	Type	Item no.	MPTD 2,5-NS 15	<a href="#">1429436</a>			
	Connection technology		Push-in connection				
	Blue housing version		MPTD 2,5-NS 15 BU	<a href="#">1429437</a>			
	Current / voltage		24 A / 800 V				
	Cross-section range (IEC//AWG)		0.14 mm <sup>2</sup> ... 4 mm <sup>2</sup> // 26 ... 12				





Modular miniature terminal blocks					Connection method versions		
					Technology	Type	Item no.
	Type	Item no.	MPT 2,5-NS 15	<a href="#">1073602</a>			
	Connection technology		Push-in connection				
	Blue housing version		MPT 2,5-NS 15 BU	<a href="#">1073605</a>			
	PE version		MPT 2,5-NS 15-PE	<a href="#">1073761</a>			
	Current / voltage		24 A / 800 V				
	Cross-section range (IEC//AWG)		0.14 mm <sup>2</sup> ... 2.5 mm <sup>2</sup> // 26 ... 14				


# Product overview of miniature and micro terminal blocks

1

2

CLIPLINE complete | Miniature and micro terminal blocks

Modular miniature terminal blocks				Connection method versions		
				Technology	Type	Item no.
	Type	Item no.	MPT 2,5-NS 35	1073553		
	Connection technology		Push-in connection			
	Blue housing version		MPT 2,5-NS 35 BU	1073554		
	PE version		MPT 2,5-NS 35-PE	1073555		
	Current / voltage		24 A / 800 V			
	Cross-section range (IEC//AWG)		0.14 mm <sup>2</sup> ... 2.5 mm <sup>2</sup> // 26 ... 14			
	Type	Item no.	MPT 2,5-RZ	3249011		
	Connection technology		Push-in connection			
	Blue housing version		MPT 2,5-RZ BU	3249012		
	Connection version		MPT 2,5-RZ-FE	1073762		
	Current / voltage		24 A / 800 V			
	Cross-section range (IEC//AWG)		0.14 mm <sup>2</sup> ... 2.5 mm <sup>2</sup> // 26 ... 14			
	Type	Item no.	MPT 2,5-M	3249005		
	Connection technology		Push-in connection			
	Blue housing version		MPT 2,5-M BU	3249006		
	Connection version		MPT 2,5-M-FE	3249007		
	Current / voltage		24 A / 800 V			
	Cross-section range (IEC//AWG)		0.14 mm <sup>2</sup> ... 2.5 mm <sup>2</sup> // 26 ... 14			
	Type	Item no.	D-MPT 2,5-F	3249010		
	Connection technology					
	Current / voltage					

Micro terminal blocks				Connection method versions		
				Technology	Type	Item no.
	Type	Item no.	MP 1,5	3248150		
	Connection technology		Push-in connection			
	Blue housing version		MP 1,5 BU	3248152		
	Current / voltage		17.5 A / 500 V			
	Cross-section range (IEC//AWG)		0.14 mm <sup>2</sup> ... 1.5 mm <sup>2</sup> // 26 ... 16			

## Important note


The technical data in the product tables relates to the specified reference item. It may differ slightly for connection versions in some cases.

You will find the exact and complete data for the individual items in our online shop. There is also a list of corresponding accessories provided for each item.



## Sensor/actuator terminal blocks

Thanks to their compact design, sensor/actuator terminal blocks are tailored to the wiring of modern machine control systems.



### Your advantages

- ✓ Space-saving due to versions for bipolar initiators and actuators
- ✓ Optimum connection options for three- or four-conductor sensors and actuators with a terminal block width of 3.5 mm
- ✓ Very clear arrangement with the wide range of marking options

# Information on the sensor/actuator terminal blocks

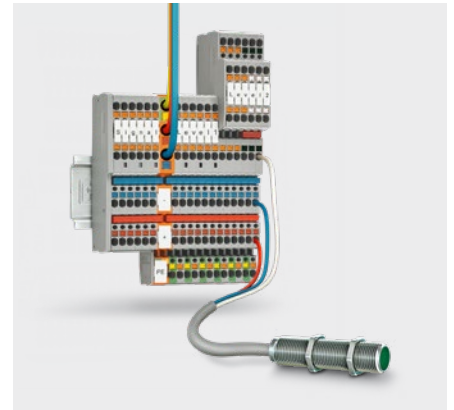
## Sensor/actuator terminal blocks

The sensor/actuator terminal blocks are ideal for connecting three- or four-conductor sensors and actuators. You can also distribute the plus/minus potential with the jumpers and thus reduce wiring costs considerably.

In addition to the standard terminal blocks, versions with LED displays are also available. The LED display provides information about the proper connection of the terminal blocks.

### PTIO 1,5/S/5


The PTIO 1,5/S/5 terminal block also deserves a special mention. With a terminal block width of just 3.5 mm, it enables the connection of bipolar sensors.



PTIO sensor/actuator terminal blocks

## Feed-in terminals

The initiator and actuator terminal blocks have feed-in terminals that are the same shape. This enables the quick and easy installation of a feed-in at any point on the terminal block, without requiring additional accessories. For easy potential distribution, you can still use the patented plug-in bridges from the CLIPLINE complete system.



PTIO feed-in terminals






## Important note



The technical data in the product tables relates to the specified reference item. It may differ slightly for connection versions in some cases.

You will find the exact and complete data for the individual items in our online shop. There is also a list of corresponding accessories provided for each item.



# Product overview of sensor/actuator terminal blocks

PTIO sensor/actuator terminal blocks and feed-in terminals				Connection method versions		
				Technology	Type	Item no.
	Type	Item no.	PTIO 1,5/S/3	3244410		
	Connection technology		Push-in connection			
	PE version		PTIO 1,5/S/3-PE	3244449		
	Current / voltage		13.5 A / 250 V			
	Cross-section range (IEC//AWG)		0.14 mm <sup>2</sup> ... 1.5 mm <sup>2</sup> // 26 ... 16			
	Type	Item no.	PTIO 1,5/S/4	3244452		
	Connection technology		Push-in connection			
	PE version		PTIO 1,5/S/4-PE	3244465		
	Current / voltage		13.5 A / 250 V			
	Cross-section range (IEC//AWG)		0.14 mm <sup>2</sup> ... 1.5 mm <sup>2</sup> // 26 ... 16			
	Type	Item no.	PTIO 1,5/S/5	3244470		
	Connection technology		Push-in connection			
	PE version		PTIO 1,5/S/5-PE	3244473		
	Current / voltage		13.5 A / 250 V			
	Cross-section range (IEC//AWG)		0.14 mm <sup>2</sup> ... 1.5 mm <sup>2</sup> // 26 ... 16			
	Type	Item no.	PTIO-IN 2,5/3 OG	3244559		
	Connection technology		Push-in connection			
	PE version		PTIO-IN 2,5/3-PE OG	3244560		
	Current / voltage		20 A / 250 V			
	Cross-section range (IEC//AWG)		0.2 mm <sup>2</sup> ... 2.5 mm <sup>2</sup> // 24 ... 14			
	Type	Item no.	PTIO-IN 2,5/4-PE OG	3244481		
	Connection technology		Push-in connection			
	Current / voltage		20 A / 250 V			
	Cross-section range (IEC//AWG)		0.2 mm <sup>2</sup> ... 2.5 mm <sup>2</sup> // 24 ... 14			

STIO sensor/actuator terminal blocks and feed-in terminals				Connection method versions		
				Technology	Type	Item no.
	Type	Item no.	STIO 2,5/3-2B/L	3209015		
	Connection technology		Spring-cage connection			
	Current / voltage		18 A / 250 V			
	Cross-section range (IEC//AWG)		0.08 mm <sup>2</sup> ... 2.5 mm <sup>2</sup> // 28 ... 14			
	Type	Item no.	STIO 2,5/3-PE/B/L	3209044		
	Connection technology		Spring-cage connection			
	Current / voltage		18 A / 250 V			
	Cross-section range (IEC//AWG)		0.08 mm <sup>2</sup> ... 2.5 mm <sup>2</sup> // 28 ... 14			




# Product overview of sensor/actuator terminal blocks

STIO sensor/actuator terminal blocks and feed-in terminals				Connection method versions		
				Technology	Type	Item no.
	Type	Item no.	STIO 2,5/4-3B/L	3209057		
	Connection technology	Spring-cage connection				
	Current / voltage	18 A / 250 V				
	Cross-section range (IEC//AWG)	0.08 mm <sup>2</sup> ... 2.5 mm <sup>2</sup> // 28 ... 14				
	Type	Item no.	STIO 2,5/4-PE/2B/L	3209060		
	Connection technology	Spring-cage connection				
	Current / voltage	18 A / 250 V				
	Cross-section range (IEC//AWG)	0.08 mm <sup>2</sup> ... 2.5 mm <sup>2</sup> // 28 ... 14				
	Type	Item no.	STIO-IN 2,5/3 OG	3209196		
	Connection technology	Spring-cage connection				
	Current / voltage	30 A / 250 V				
	Cross-section range (IEC//AWG)	0.08 mm <sup>2</sup> ... 2.5 mm <sup>2</sup> // 28 ... 14				
	Type	Item no.	STIO-IN 2,5/3-PE OG	3209086		
	Connection technology	Spring-cage connection				
	Current / voltage	30 A / 250 V				
	Cross-section range (IEC//AWG)	0.08 mm <sup>2</sup> ... 2.5 mm <sup>2</sup> // 28 ... 14				
	Type	Item no.	STIO-IN 2,5/4-PE OG	3209109		
	Connection technology	Spring-cage connection				
	Current / voltage	30 A / 250 V				
	Cross-section range (IEC//AWG)	0.08 mm <sup>2</sup> ... 2.5 mm <sup>2</sup> // 28 ... 14				
	Type	Item no.	STIO-IN 2,5/4-PE OG	3209109		
	Connection technology	Spring-cage connection				
	Current / voltage	30 A / 250 V				
	Cross-section range (IEC//AWG)	0.08 mm <sup>2</sup> ... 2.5 mm <sup>2</sup> // 28 ... 14				

## Transformer terminal blocks

The test-disconnect terminal blocks offer a high degree of convenience for all the necessary test circuits in secondary current transformer circuits. The transformer terminal blocks with six universal function shafts provide maximum functionality and flexibility for potential distribution. Plug versions with integrated leading short-circuit contact provide reliable protection for the connected current transformers.



### Your advantages

- ✓ Easy and safe operation with integrated disconnect slide
- ✓ Clear identification of the switching states
- ✓ High degree of functionality with up to six function shafts
- ✓ Reliable protection with plug versions with an integrated leading short-circuit contact

# Information on transformer terminal blocks

## Transformer terminal blocks

When designing the transformer terminal blocks, versions were developed with a single function shaft and with a triple function shaft. The single function shaft provides you with a very compact terminal block, while the triple function shaft offers a high degree of flexibility.

The disconnect slides on the test-disconnect terminal blocks enable you to change switching states easily and safely. To do this, simply use a standard screwdriver or an operating lever (C-ME) from the product-specific accessories and insert it in the opening of the orange tilting lever. You can now very easily switch the tilting lever to the limit position. There are notches integrated in the limit positions to prevent the switching state from being changed inadvertently. Furthermore, optional switching locks (S-ME) are available as accessories.

In addition to switching locks, other accessories are available for the transformer terminal blocks, such as bridge bars (SB-ME) or short-circuit plugs (SCP).

The bridge bars, plug-in bridges, and short-circuit plugs enable you to easily short circuit your transformer terminal blocks. The bridges can be positioned on both sides of the disconnect point in the bridge shaft and snapped securely in place. In addition to the disconnect terminal blocks, feed-through terminal blocks and PE terminals of the same shape are also available.



UT transformer terminal blocks

## Ground terminals

The transformer terminal blocks often have PE terminals that are the same shape. These terminals have the suffix -PE. The green-yellow terminals conform to standard IEC 60947-7-2 and are connected to the DIN rail by means of a metal PE foot. The connection between the terminal points and the DIN rail is

established automatically when the terminals are snapped on.



Ground terminal with a metal PE foot






## Important note

The technical data in the product tables relates to the specified reference item. It may differ slightly for connection versions in some cases.





You will find the exact and complete data for the individual items in our online shop. There is also a list of corresponding accessories provided for each item.



# Product overview of transformer terminal blocks




Disconnect terminal blocks (2-conductor)				Connection method versions			
				Technology	Type	Item no.	
	Type	Item no.	PTME 4				
				3212139			
	Connection technology		Push-in connection				
	Blue housing version		PTME 4 BU	3212148	Screw connection	UTME 4	3047452
	Current / voltage		24 A / 500 V		Screw connection	UTME 4-P/P	3047453
	Cross-section range (IEC//AWG)		0.2 mm <sup>2</sup> ... 4 mm <sup>2</sup> // 24 ... 12				
	Type	Item no.	PTME 6				
				3212170			
	Connection technology		Push-in connection		Push-in connection	PTVME 6/S	1164788
	Current / voltage		30 A / 500 V		Push-in connection	PTVME 6/S-P	1166809
		Cross-section range (IEC//AWG)		0.5 mm <sup>2</sup> ... 6 mm <sup>2</sup> // 20 ... 10	Screw connection	UTME 6	3047400
				Spring-cage connection	STME 6	3035700	
	Type	Item no.	UT 6-T-HV				
				3070134			
	Connection technology		Screw connection				
	Current / voltage		41 A / 1000 V		Screw connection	UT 6-T-HV P/P	3070121
	Cross-section range (IEC//AWG)		0.2 mm <sup>2</sup> ... 10 mm <sup>2</sup> // 24 ... 8				
	Type	Item no.	UT 6-T/SP				
				3072815			
	Connection technology		Screw connection				
	Blue housing version		UT 6-T/SP BU	3072822	Screw connection	USST 6-T/SP	3070330
	Current / voltage		41 A / 1000 V				
	Cross-section range (IEC//AWG)		0.2 mm <sup>2</sup> ... 10 mm <sup>2</sup> // 24 ... 8				
	Type	Item no.	SR TK 6				
				3029952			
	Connection technology		Spring-cage connection				
	Current / voltage		41 A / 400 V				
	Cross-section range (IEC//AWG)		0.2 mm <sup>2</sup> ... 6 mm <sup>2</sup> // 24 ... 10				

# Product overview of transformer terminal blocks





Disconnect terminal blocks (plug-in)				Connection method versions		
				Technology	Type	Item no.
	Type	Item no.	UTME 4/1P	3057416		
	Connection technology		Screw/plug-in connection			
	Current / voltage		28 A / 500 V			
	Cross-section range (IEC//AWG)		0.14 mm <sup>2</sup> ... 6 mm <sup>2</sup> // 26 ... 10			
	Type	Item no.	UTME 4-CT/1P	3057432		
	Connection technology		Screw/plug-in connection			
	Current / voltage		28 A / 500 V			
	Cross-section range (IEC//AWG)		0.14 mm <sup>2</sup> ... 6 mm <sup>2</sup> // 26 ... 10			
	Type	Item no.	PTME 6/1P	3212306		
	Connection technology		Push-in connection			
	Current / voltage		30 A / 500 V			
	Cross-section range (IEC//AWG)		0.5 mm <sup>2</sup> ... 6 mm <sup>2</sup> // 20 ... 10			
	Type	Item no.	PTME 6-CT/1P	3212300		
	Connection technology		Push-in connection			
	PE version		PTMED 4-PE	3212154		
	Current / voltage		30 A / 500 V			
	Cross-section range (IEC//AWG)		0.5 mm <sup>2</sup> ... 6 mm <sup>2</sup> // 20 ... 10			



# Product overview of transformer terminal blocks


Feed-through terminal blocks (2-conductor)				Connection method versions		
				Technology	Type	Item no.
	Type	Item no.	PTMED 4			
				<a href="#">3212141</a>		
	Connection technology		Push-in connection			
	Current / voltage		32 A / 500 V		Screw connection	UTMED 4
	Cross-section range (IEC//AWG)		0.2 mm <sup>2</sup> ... 4 mm <sup>2</sup> // 24 ... 12			
	Type	Item no.	PTMED 6			
				<a href="#">3212183</a>		
	Connection technology		Push-in connection			
	PE version		PTMED 6-PE	<a href="#">3212196</a>	Screw connection	UTMED 6
	Current / voltage		41 A / 1000 V	Spring-cage connection	STMED 6	<a href="#">3035713</a>
	Cross-section range (IEC//AWG)		0.5 mm <sup>2</sup> ... 6 mm <sup>2</sup> // 20 ... 10			
	Type	Item no.	PTMED 6-CT/1P			
				<a href="#">3212301</a>		
	Connection technology		Push-in connection			
	PE version		PTMED 6-CT/1P-PE	<a href="#">3212302</a>		
	Current / voltage		30 A / 500 V			
	Cross-section range (IEC//AWG)		0.5 mm <sup>2</sup> ... 6 mm <sup>2</sup> // 20 ... 10			

# Product overview of transformer terminal blocks

Feed-through terminal blocks (2-conductor bolt terminal blocks)					Connection method versions		
					Technology	Type	Item no.
	Type	Item no.	RT 4-T-P/P	3000565			
	Connection technology		Bolt connection				
	Current / voltage		41 A / 500 V				
	Bolt diameter		4 mm				
	Cross-section of cable lug connection		0.1 mm <sup>2</sup> ... 6 mm <sup>2</sup>				
	Type	Item no.	RTO 4-T-TC	3000558			
	Connection technology		Bolt connection				
	Current / voltage		41 A / 500 V				
	Bolt diameter		4 mm				
	Cross-section of cable lug connection		0.5 mm <sup>2</sup> ... 6 mm <sup>2</sup>				
	Type	Item no.	RT 5-T	3049039			
	Connection technology		Bolt connection				
	Current / voltage		41 A / 1000 V				
	Bolt diameter		5 mm				
	Cross-section of cable lug connection		0.5 mm <sup>2</sup> ... 6 mm <sup>2</sup>				
	Type	Item no.	RTO 5-T	3049233			
	Connection technology		Bolt connection				
	Current / voltage		41 A / 500 V				
	Bolt diameter		5 mm				
	Cross-section of cable lug connection		0.5 mm <sup>2</sup> ... 6 mm <sup>2</sup>				

## Hybrid terminal blocks

Hybrid terminal blocks are terminal blocks that have different connection technologies on the control cabinet side and the field connection side. The terminal blocks thus meet the requirements for the wiring inside the control cabinet and the external field wiring. The hybrid terminal blocks include various function terminals such as feed-through terminal blocks, disconnect terminal blocks, test-disconnect terminal blocks, and potential distributor terminals.



### Your advantages

- ✔ Meet requirements for internal and external wiring at the same time with different connection methods in a single terminal block
- ✔ Free choice of connection technology with combination options
- ✔ Space-saving due to the compact design

# Product overview of hybrid terminal blocks

## Ground terminals

The hybrid terminal blocks often have PE terminals that are the same shape. These terminals have the suffix -PE. The green-yellow terminals conform to standard IEC 60947-7-2 and are connected to the DIN rail by means of a metal PE foot. The connection between the terminal points and the DIN rail is established automatically when the terminals are snapped on.






*Ground terminal with a metal PE foot*

## Important note

The technical data in the product tables relates to the specified reference item. It may differ slightly for connection versions in some cases. You will find the exact and complete data for the individual items in our online shop. There is also a list of corresponding accessories provided for each item.




# Product overview of hybrid terminal blocks




Feed-through terminal blocks					Connection method versions		
					Technology	Type	Item no.
	Type	Item no.	PTU 2,5	3209519	Fast connection	QTCU 2,5	3206539
	Connection technology		Push-in connection				
	Blue housing version		PTU 2,5 BU	3209520			
	PE version		PTU 2,5-PE	3209521			
	Current / voltage		24 A / 800 V				
	Cross-section range (IEC//AWG)		0.14 mm <sup>2</sup> ... 2.5 mm <sup>2</sup> // 26 ... 14				
	Type	Item no.	PTU 2,5-TWIN	3209515	Spring-cage connection Fast connection	STU 2,5-TWIN QTCU 2,5-TWIN	3033016 3050303
	Connection technology		Push-in connection				
	Blue housing version		PTU 2,5-TWIN BU	3209516			
	PE version		PTU 2,5-TWIN-PE	3209517			
	Current / voltage		24 A / 800 V				
	Cross-section range (IEC//AWG)		0.14 mm <sup>2</sup> ... 2.5 mm <sup>2</sup> // 26 ... 14				
	Type	Item no.	PTU 4-TWIN	3211859	Spring-cage connection	STU 4-TWIN	3033058
	Connection technology		Push-in connection				
	Blue housing version		PTU 4-TWIN BU	3211860			
	PE version		PTU 4-TWIN-PE	3211862			
	Current / voltage		32 A / 800 V				
	Cross-section range (IEC//AWG)		0.2 mm <sup>2</sup> ... 4 mm <sup>2</sup> // 24 ... 12				



# Product overview of hybrid terminal blocks

Multi-level terminal blocks				Connection method versions		
				Technology	Type	Item no.
	Type	Item no.	STTBU 4	3033155		
	Connection technology	Spring-cage connection				
	Blue housing version		STTBU 4 BU	3033168		
	PE version		STTBU 4-PE	3033171		
	Current / voltage	30 A / 500 V				
	Cross-section range (IEC//AWG)	0.08 mm <sup>2</sup> ... 4 mm <sup>2</sup> // 28 ... 12				

# Product overview of hybrid terminal blocks

Potential collective terminals				Connection method versions		
				Technology	Type	Item no.
	Type	Item no.	STU 10/ 4X2,5	3033139		
	Connection technology		Screw connection			
	Blue housing version		STU 10/ 4X2,5 BU	3033142		
	Current / voltage		55 A / 800 V			
	Cross-section range (IEC//AWG)		0.5 mm <sup>2</sup> ... 16 mm <sup>2</sup> // 20 ... 6			
	Type	Item no.	PTU 35/4X6/6X2,5	3214080		
	Connection technology		Screw connection			
	Blue housing version		PTU 35/4X6/6X2,5 BU	3214081		
	Current / voltage		105 A / 1000 V			
	Cross-section range (IEC//AWG)		1.5 mm <sup>2</sup> ... 50 mm <sup>2</sup> // 14 ... 2			
	Type	Item no.	PTU 35/4X10	3002371		
	Connection technology		Screw connection			
	Blue housing version		PTU 35/4X10 BU	3002370		
	Current / voltage		101 A / 1000 V			
	Cross-section range (IEC//AWG)		1.5 mm <sup>2</sup> ... 35 mm <sup>2</sup> // 14 ... 2			



# Terminal blocks for special fields of application

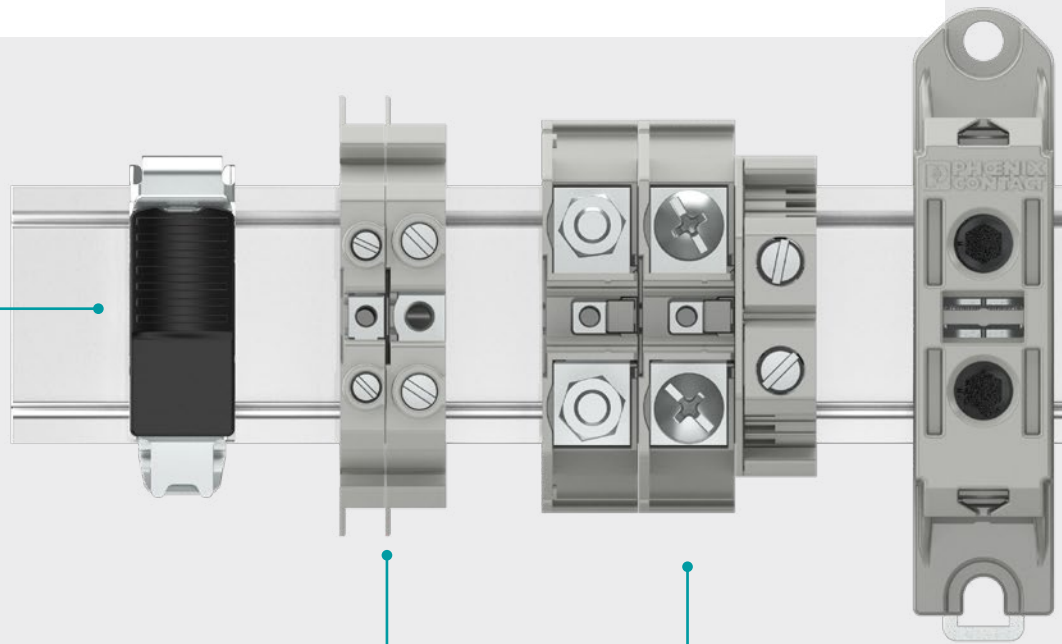
2

The classic terminal blocks are not part of a uniform terminal block system. This group of terminal blocks is made up of different terminal block versions and represents all the terminal blocks that do not belong to the CLIPLINE complete terminal block system. In addition to special high-current terminal blocks and high-current connectors, the large product portfolio also includes shield clamps and terminal blocks for aluminum conductors.

## Shield clamps

Shield clamps protect your systems against electromagnetic interference. This interference can lead to malfunctions or even failure of entire systems.

➤ More information starting on page 140



## Spring-assisted screw terminal blocks

When combined with hook-type cable lugs, the spring-assisted screw terminal blocks meet the technical requirements of ENATS 50-18.

➤ More information starting on page 112

## High-current terminal blocks with bolt connection

The high-current terminal blocks are designed for very high currents and voltages.

➤ More information starting on page 120

## Screw terminal blocks for aluminum conductors

A lead-free tin coating on the clamping parts and screws enables the connection of aluminum and copper conductors.

➤ More information starting on page 118

### Screw terminal blocks for sensors and actuators

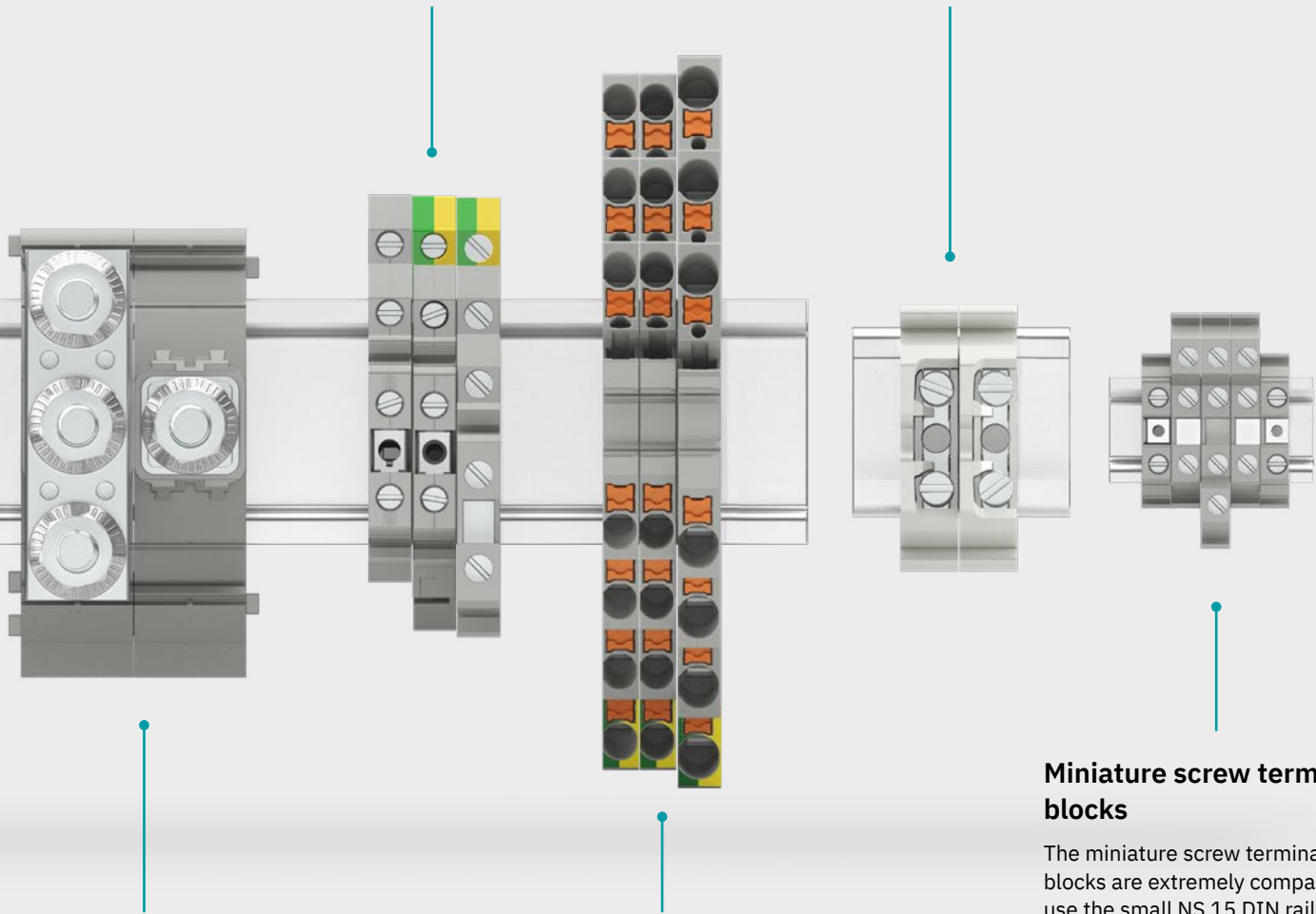
The sensor/actuator terminal blocks enable the easy wiring of initiators and actuators.

➤ More information starting on page 134

### High-temperature terminal blocks

The ceramic terminal blocks are suitable for long-term use at high temperatures up to 220°C.

➤ More information starting on page 116



### High-current connectors

The product family of high-current connectors combines the advantages of bolt connection technology and screw connection technology.

➤ More information starting on page 120

### Motor connection terminal blocks

The motor connection terminal blocks enable the space-saving wiring of three-phase motors with a terminal block width of 5.2 or 6.2 mm.

➤ More information starting on page 110

### Miniature screw terminal blocks

The miniature screw terminal blocks are extremely compact and use the small NS 15 DIN rails.


➤ More information starting on page 130



Terminal blocks for special fields of application

## Motor connection terminal blocks




The motor connection terminal blocks enable the space-saving wiring of three-phase motors with a terminal block width of 5.2 or 6.2 mm. The bridging option for simple phase bridging on each level reduces the wiring time. Each terminal point has an additional test contact for test plugs with 2.3 mm diameter.



### Your advantages

- ✔ Bridging option for simple phase bridging on each level
- ✔ Optional level bridging for special applications
- ✔ Space-saving with three potentials in one compact terminal housing
- ✔ Clear overview with large marking options

# Product overview of motor connection terminal blocks

Motor connection terminal blocks				Connection method versions			
				Technology	Type	Item no.	
	Type	Item no.	PT 2,5-PE/3L	3210542	Spring-cage connection	ST 2,5-PE/3L	3036055
	Connection technology	Push-in connection					
	Current / voltage	20 A / 800 V					
	Cross-section range (IEC//AWG)	0.14 mm <sup>2</sup> ... 4 mm <sup>2</sup> // 26 ... 12					
	Type	Item no.	PT 4-PE/3L	3210442	Spring-cage connection	ST 4-PE/3L	3038338
	Connection technology	Push-in connection					
	Current / voltage	26 A / 800 V					
	Cross-section range (IEC//AWG)	0.2 mm <sup>2</sup> ... 6 mm <sup>2</sup> // 24 ... 10					
	Type	Item no.	PT 2,5-PE/3L/2P	3012316			
	Connection technology	Push-in/plug-in connection					
	Current / voltage	10 A / 250 V					
	Cross-section range (IEC//AWG)	0.14 mm <sup>2</sup> ... 4 mm <sup>2</sup> // 26 ... 12					

## Important note


The technical data in the product tables relates to the specified reference item. It may differ slightly for connection versions in some cases. You will find the exact and complete data for the individual items in our online shop. There is also a list of corresponding accessories provided for each item.



Terminal blocks for special fields of application

## Spring-assisted screw terminal blocks

The USST terminal blocks were specifically developed for use in the field of power supply. When combined with hook-type cable lugs, the spring-assisted screw terminal blocks optimally meet the technical requirements of EATS 50-18. The terminal blocks can be mounted on both NS 32 and NS 35 DIN rails.




### Your advantages

- ✓ Perfect electrical connection by tightening the spring-assisted terminal screw
- ✓ Connection protected by the shape of the hook and automatically secured in place by the locking mechanism
- ✓ Meets the requirements of EATS 50-18


# Product overview of spring-assisted screw terminal blocks

## Connection technology




The USST connection is a combination of spring connection and screw connection. The connection accommodates up to two hook-type cable lugs (C-BCI) per terminal point. To secure the conductors, press down on the clamping part with a screwdriver. Now insert both cable lugs in the terminal block. Then release the terminal sleeve. Finally, you just need to tighten the screw. This connection provides the largest possible contact surface, maximum contact area, and reduced contact resistance.



Connection chamber of USST terminal blocks



USST 4 with connected conductors



Feed-through terminal blocks				Connection method versions		
				Technology	Type	Item no.
	Type	Item no.	USST 4	3070338		
	Connection technology		Screw connection with spring support			
	Current / voltage		32 A / 1000 V			
	Cross-section range (IEC//AWG)		0.2 mm <sup>2</sup> ... 4 mm <sup>2</sup> // 24 ... 12			
	Type	Item no.	USST 6	3070341		
	Connection technology		Screw connection with spring support			
	Current / voltage		41 A / 1000 V			
	Cross-section range (IEC//AWG)		0.2 mm <sup>2</sup> ... 6 mm <sup>2</sup> // 24 ... 10			
	Type	Item no.	USST 10	3070354		
	Connection technology		Screw connection with spring support			
	Current / voltage		57 A / 1000 V			
	Cross-section range (IEC//AWG)		0.5 mm <sup>2</sup> ... 10 mm <sup>2</sup> // 20 ... 8			

## Important note

The technical data in the product tables relates to the specified reference item. It may differ slightly for connection versions in some cases. You will find the exact and complete data for the individual items in our online shop. There is also a list of corresponding accessories provided for each item.








## Product overview of spring-assisted screw terminal blocks

Disconnect and knife-disconnect terminal blocks				Connection method versions		
				Technology	Type	Item no.
	Type	Item no.	USST 4-TG	3070301		
	Connection technology		Screw connection with spring support			
	Current / voltage		20 A / 500 V			
	Cross-section range (IEC//AWG)		0.2 mm <sup>2</sup> ... 4 mm <sup>2</sup> // 24 ... 12			
	Type	Item no.	USST 4-MT	3070300		
	Connection technology		Screw connection with spring support			
	Blue housing version		USST 4-MT BU	3070305		
	Current / voltage		20 A / 500 V			
	Cross-section range (IEC//AWG)		0.2 mm <sup>2</sup> ... 4 mm <sup>2</sup> // 24 ... 12			




# Product overview of spring-assisted screw terminal blocks

Transformer terminal blocks				Connection method versions		
				Technology	Type	Item no.
	Type	Item no.	USST 6-T	3070312		
	Connection technology		Screw connection with spring support			
	Current / voltage		41 A / 500 V			
	Cross-section range (IEC//AWG)		0.2 mm <sup>2</sup> ... 6 mm <sup>2</sup> // 24 ... 10			
	Type	Item no.	USST 6-T/SB	3070310		
	Connection technology		Screw connection with spring support			
	Current / voltage		41 A / 500 V			
	Cross-section range (IEC//AWG)		0.2 mm <sup>2</sup> ... 6 mm <sup>2</sup> // 24 ... 10			
	Type	Item no.	USST 6-T/SP	3070330		
	Connection technology		Screw connection			
	Current / voltage		41 A / 1000 V			
	Cross-section range (IEC//AWG)		0.2 mm <sup>2</sup> ... 10 mm <sup>2</sup> // 24 ... 8			
	Type	Item no.	USSTD 6	3070325		
	Connection technology		Screw connection with spring support			
	Current / voltage		41 A / 500 V			
	Cross-section range (IEC//AWG)		0.2 mm <sup>2</sup> ... 6 mm <sup>2</sup> // 24 ... 10			
	Type	Item no.	USSTD 6/SP	3070331		
	Connection technology		Screw connection with spring support			
	Current / voltage		41 A / 1000 V			
	Cross-section range (IEC//AWG)		0.2 mm <sup>2</sup> ... 6 mm <sup>2</sup> // 24 ... 10			

Terminal blocks for special fields of application

## High-temperature terminal blocks









The Ex-standard-approved SSK terminal blocks with ceramic insulation are recommended for use in applications with harsh operating conditions, especially in terms of temperature and the presence of aggressive chemicals. One of the key features of the ceramic terminal blocks is that they are suitable for long-term use at high temperatures of up to 220°C. They are recommended for applications with high thermal requirements and extreme changes in temperature.



### Your advantages

- ✓ The terminal blocks are suitable for use in fire-risk zones and areas where aggressive chemicals are present
- ✓ Maximum safety for use under harsh and potentially explosive conditions
- ✓ Easy operation with proven screw connection
- ✓ Easy potential distribution with chain bridging

# Product overview of high-temperature terminal blocks

Feed-through terminal blocks				Connection method versions		
				Technology	Type	Item no.
 	Type	Item no.	SSK 110 KER-EX	0502058		
	Connection technology		Screw connection			
	Current / voltage		41 A / 800 V			
	Cross-section range (IEC//AWG)		0.5 mm <sup>2</sup> ... 6 mm <sup>2</sup> // 20 ... 10			
 	Type	Item no.	SSK 116 KER-EX	0503057		
	Connection technology		Screw connection			
	Current / voltage		57 A / 630 V			
	Cross-section range (IEC//AWG)		0.5 mm <sup>2</sup> ... 10 mm <sup>2</sup> // 20 ... 8			
 	Type	Item no.	SSK 135 KER-EX	0505055		
	Connection technology		Screw connection			
	Current / voltage		101 A / 800 V			
	Cross-section range (IEC//AWG)		1 mm <sup>2</sup> ... 25 mm <sup>2</sup> // 18 ... 4			
 	Type	Item no.	SSK 0525 KER-EX	0501059		
	Connection technology		Screw connection			
	Current / voltage		24 A / 690 V			
	Cross-section range (IEC//AWG)		0.2 mm <sup>2</sup> ... 4 mm <sup>2</sup> // 24 ... 12			

## Important note

The technical data in the product tables relates to the specified reference item. It may differ slightly for connection versions in some cases. You will find the exact and complete data for the individual items in our online shop. There is also a list of corresponding accessories provided for each item.



Terminal blocks for special fields of application

## Screw terminal blocks for aluminum conductors

The UBAL Al/Cu series of terminal blocks has been tested in accordance with the latest standards and is particularly suitable for applications such as photovoltaics. These universal terminal blocks make it possible to wire aluminum and copper conductors together in the same terminal block.





The Al/Cu terminal blocks are available in four cross-section sizes. By using Allen screws, aluminum conductors from 6 to 240 mm<sup>2</sup> and copper conductors from 2.5 to 240 mm<sup>2</sup> can be installed.



### Your advantages

- ✓ Universal wiring of aluminum and copper conductors in just one terminal block
- ✓ Easy conductor connection with Allen screw and pregreased contact chambers
- ✓ The UBAL terminal blocks are certified for the connection of aluminum conductors in accordance with EN 61238-1 (Class A)

# Product overview of screw terminal blocks for aluminum conductors

Feed-through terminal blocks				Connection method versions		
				Technology	Type	Item no.
	Type	Item no.	UBAL 50	<a href="#">1086465</a>		
	Connection technology		Screw connection			
	Blue housing version		UBAL 50 BU	<a href="#">1086466</a>		
	Current / voltage		145 A / 1000 V			
	Type	Item no.	UBAL 95	<a href="#">1086475</a>		
	Connection technology		Screw connection			
	Blue housing version		UBAL 95 BU	<a href="#">1086476</a>		
	Current / voltage		220 A / 1000 V			
	Type	Item no.	UBAL 150	<a href="#">1086498</a>		
	Connection technology		Screw connection			
	Blue housing version		UBAL 150 BU	<a href="#">1086499</a>		
	Current / voltage		290 A / 1000 V			
	Type	Item no.	UBAL 240	<a href="#">1086505</a>		
	Connection technology		Screw connection			
	Blue housing version		UBAL 240 BU	<a href="#">1086506</a>		
	Current / voltage		380 A / 1000 V			

## Important note

The technical data in the product tables relates to the specified reference item. It may differ slightly for connection versions in some cases.


You will find the exact and complete data for the individual items in our online shop. There is also a list of corresponding accessories provided for each item.



Terminal blocks for special fields of application

## High-current terminal blocks and connectors with bolt connection

The high-current terminal blocks with bolt connection are split into the following terminal block families: OTTA, RSC, RBO, and HV. Each terminal block family is suitable for different areas of application. In addition to high-current terminal blocks and high-current connectors, the terminal block portfolio also includes pick-off terminal blocks.



### Your advantages

- ✓ Considerable conductor pull-out forces due to high contact force and large contact surfaces
- ✓ Fast ring cable lug wiring
- ✓ Guaranteed use even when subjected to high shocks and vibration
- ✓ Wire conductor cross-sections up to 240 mm<sup>2</sup>




# Information on high-current terminal blocks and connectors

## OTTA bolt connection terminal blocks

The OTTA bolt connection terminal blocks are characterized by their space-saving and compact design. The terminal blocks have a hinged cover with captive cap nut for quick and convenient conductor connection. This connection ensures quick and easy ring cable lug wiring. The integrated screw locking mechanism guarantees safe use, even when subjected to extreme shock and vibration.

For easy potential distribution, the OTTA family includes insertion bridges (EB 3-OTTA...) that are attached to the threaded bolt.




OTTA 6 bolt connection terminal block

## RSC bolt connection terminal blocks

The RSC screw connection terminal blocks are particularly suitable for connecting conductors with ring and fork-type cable lugs. The connection is established via a threaded screw with positive-negative output. All versions have a central screw bridge shaft for the use of fixed bridges (FB...) for potential distribution. Thanks to the snap-on foot, the terminal blocks can be mounted on NS 35 DIN rails.

Flange versions are available for direct mounting and can be connected to blocks by means of securing pins. Pre-assembled blocks round out the product range.




RSC 4 bolt connection terminal block

## RBO bolt connection terminal blocks

The RBO product family offers a compact bolt connection terminal block for every conductor connection from 0.5 to 300 mm<sup>2</sup>. The terminal blocks have threaded bars with M5 to M16 metric thread sizes. The bolt terminal blocks also accommodate currents up to 520 A. Like the RSC terminal blocks, this series of terminal blocks also includes versions for DIN rail and direct mounting. Here too, preassembled blocks round out the product range.

For easy potential distribution, the RBO family includes connection rails (RBO...VS) that are attached to the threaded bolts.



RBO 10 bolt connection terminal block

## Information on high-current terminal blocks and connectors

### HV high-current connectors

The HV high-current connectors are available as single- and two-conductor bolt terminal blocks. The terminal blocks ensure the secure connection of up to four conductors with cable lugs in accordance with DIN 46234, 46235, and 46237 in tight spaces. Spring washers prevent the hex nuts from loosening. This guarantees safe use, even when subjected to shock and vibration. The product family also includes comprehensive accessories for the safe and convenient wiring of conductors up to 120 mm<sup>2</sup>.

For potential distribution, 2- and 3-pos. connection elements (HV...-VS) can be used that are attached to the threaded bolt of the terminal block. The range includes two different partition plates for separating the terminal blocks.



*HV M5/1 high-current connector*

### AGK pick-off terminal blocks

The AGK pick-off terminal blocks provide you with a simple option for potential distribution/collection. For direct voltage pick-off or current collection, connect the pick-off terminal blocks to busbars using threaded screws. The pick-off terminal blocks are available up to a cross-section of 10 mm<sup>2</sup>. Up to eight terminal points are possible with M10 and M12 bolt threads.

All pick-off terminal blocks support large-surface marking and can be easily tested thanks to the 2.3 mm standard test pick-off.



*AGK PT 4X6/M12 pick-off terminal block*

### Important note

The technical data in the product tables relates to the specified reference item. It may differ slightly for connection versions in some cases.

You will find the exact and complete data for the individual items in our online shop. There is also a list of corresponding accessories provided for each item.



# Product overview of high-current terminal blocks and connectors



1





2

OTTA bolt connection terminal blocks					Connection method versions		
					Technology	Type	Item no.
	Type	Item no.	OTTA 2,5	0790530	Bolt connection	OTTA 2,5-P/P	0790543
	Connection technology		Bolt connection				
	PE version		OTTA 2,5-PE	0790556			
	Current / voltage		24 A / 800 V				
	Bolt diameter		3 mm				
	Cross-section of cable lug connection		0.1 mm <sup>2</sup> ... 2.5 mm <sup>2</sup>				
	Type	Item no.	OTTA 6	0790433	Bolt connection	OTTA 6-P/P	0790404
	Connection technology		Bolt connection				
	PE version		OTTA 6-PE	0790527			
	Current / voltage		41 A / 800 V				
	Bolt diameter		4 mm				
	Cross-section of cable lug connection		0.1 mm <sup>2</sup> ... 6 mm <sup>2</sup>				
	Type	Item no.	OTTA 6-HV	1147172			
	Connection technology		Bolt connection				
	Current / voltage		41 A / 1000 V				
	Cross-section range (IEC//AWG)		0.1 mm <sup>2</sup> ... 5 mm <sup>2</sup> // 24 ... 12				
	Type	Item no.	OTTA 6-T	0790446	Bolt connection	OTTA 6-T-P/P	0790462
	Connection technology		Bolt connection				
	Current / voltage		36 A / 800 V				
	Bolt diameter		4 mm				
	Cross-section of cable lug connection		0.1 mm <sup>2</sup> ... 6 mm <sup>2</sup>				
	Type	Item no.	OTTAD 6/SB-P/P	1033182			
	Connection technology		Bolt connection				
	Current / voltage		41 A / 1000 V				
	Cross-section range (IEC//AWG)		0.1 mm <sup>2</sup> ... 6 mm <sup>2</sup> // 26 ... 10				
	Bolt diameter		4 mm				
	Cross-section of cable lug connection		0.1 mm <sup>2</sup> ... 6 mm <sup>2</sup>				
	Type	Item no.	OTTAD 6/SB-P/P	1033182			
	Connection technology		Bolt connection				
	Current / voltage		41 A / 1000 V				
	Cross-section range (IEC//AWG)		0.1 mm <sup>2</sup> ... 6 mm <sup>2</sup> // 26 ... 10				
	Bolt diameter		4 mm				
	Cross-section of cable lug connection		0.1 mm <sup>2</sup> ... 6 mm <sup>2</sup>				

Terminal blocks for special fields of application | High-current terminal blocks and connectors with bolt connection

# Product overview of high-current terminal blocks and connectors

OTTA bolt connection terminal blocks				Connection method versions		
				Technology	Type	Item no.
	Type	Item no.	OTTA 25-M5	<a href="#">0790488</a>		
	Connection technology		Bolt connection			
	Current / voltage		101 A / 800 V			
	Bolt diameter		5 mm			
	Cross-section of cable lug connection		0.1 mm <sup>2</sup> ... 25 mm <sup>2</sup>			
	Type	Item no.	OTTA 25-M6	<a href="#">0790491</a>		
	Connection technology		Bolt connection			
	Current / voltage		101 A / 800 V			
	Bolt diameter		6 mm			
	Cross-section of cable lug connection		1.5 mm <sup>2</sup> ... 25 mm <sup>2</sup>			

RSC bolt connection terminal blocks				Connection method versions		
				Technology	Type	Item no.
	Type	Item no.	RSC 4	<a href="#">3058127</a>		
	Connection technology		Bolt connection			
	Current / voltage		32 A / 800 V	Bolt connection	RSC 4-F	<a href="#">3058130</a>
	Bolt diameter		4 mm			
	Cross-section of cable lug connection		0.1 mm <sup>2</sup> ... 6 mm <sup>2</sup>			
	Type	Item no.	RSC 5	<a href="#">3058143</a>		
	Connection technology		Bolt connection			
	Current / voltage		57 A / 1000 V	Bolt connection	RSC 5-F	<a href="#">3058156</a>
	Bolt diameter		5 mm			
	Cross-section of cable lug connection		0.1 mm <sup>2</sup> ... 10 mm <sup>2</sup>			
	Type	Item no.	RSC 6	<a href="#">3075870</a>		
	Connection technology		Bolt connection			
	Current / voltage		125 A / 800 V			
	Bolt diameter		6 mm			
	Cross-section of cable lug connection		6 mm <sup>2</sup> ... 35 mm <sup>2</sup>			
	Type	Item no.	RSC 5-T	<a href="#">3058172</a>		
	Connection technology		Bolt connection			
	Current / voltage		50 A / 800 V	Bolt connection	RSC 5-T-F	<a href="#">3058334</a>
	Bolt diameter		5 mm	Bolt connection	RSC 5-T-F-B	<a href="#">3214929</a>
	Cross-section of cable lug connection		0.1 mm <sup>2</sup> ... 10 mm <sup>2</sup>			

# Product overview of high-current terminal blocks and connectors









1

2

RBO bolt connection terminal blocks				Connection method versions			
				Technology	Type	Item no.	
	Type	Item no.	RBO 5	3058059	Bolt connection	RBO 5-F	3058062
	Connection technology		Bolt connection				
	Current / voltage		57 A / 1000 V				
	Bolt diameter		5 mm				
	Cross-section of cable lug connection		0.1 mm <sup>2</sup> ... 10 mm <sup>2</sup>				
	Type	Item no.	RBO 6	3075896	Bolt connection	RBO 6-F	3075935
	Connection technology		Bolt connection				
	Current / voltage		125 A / 800 V				
	Bolt diameter		6 mm				
	Cross-section of cable lug connection		6 mm <sup>2</sup> ... 35 mm <sup>2</sup>				
	Type	Item no.	RBO 8	3213137	Bolt connection		
	Connection technology		Bolt connection				
	Blue housing version		RBO 8 BU	3213136			
	Current / voltage		192 A / 1000 V				
	Bolt diameter		8 mm				
	Type	Item no.	RBO 10	3244614	Bolt connection		
	Connection technology		Bolt connection				
	Blue housing version		RBO 10 BU	3244616			
	Current / voltage		309 A / 1000 V				
	Bolt diameter		10 mm				
	Type	Item no.	RBO 12	3244627	Bolt connection		
	Connection technology		Bolt connection				
	Blue housing version		RBO 12 BU	3244629			
	Current / voltage		415 A / 1000 V				
	Bolt diameter		12 mm				
	Type	Item no.	RBO 16	3244630	Bolt connection		
	Connection technology		Bolt connection				
	Blue housing version		RBO 16 BU	3244632			
	Current / voltage		520 A / 1000 V				
	Bolt diameter		16 mm				
	Cross-section of cable lug connection		25 mm <sup>2</sup> ... 300 mm <sup>2</sup>				

Terminal blocks for special fields of application | High-current terminal blocks and connectors with bolt connection

# Product overview of high-current terminal blocks and connectors





RBO bolt connection terminal blocks				Connection method versions		
				Technology	Type	Item no.
 	Type	Item no.	RBO 8-HC	<a href="#">3247973</a>		
	Connection technology		Bolt connection			
	Blue housing version		RBO 8-HC BU	<a href="#">3247974</a>		
	Current / voltage		192 A / 1500 V			
	Bolt diameter		8 mm			
	Cross-section of cable lug connection		2.5 mm <sup>2</sup> ... 70 mm <sup>2</sup>			
 	Type	Item no.	RBO 10-HC	<a href="#">3247976</a>		
	Connection technology		Bolt connection			
	Blue housing version		RBO 10-HC BU	<a href="#">3247977</a>		
	Current / voltage		309 A / 1500 V			
	Bolt diameter		10 mm			
	Cross-section of cable lug connection		6 mm <sup>2</sup> ... 150 mm <sup>2</sup>			
 	Type	Item no.	RBO 12-HC	<a href="#">3247986</a>		
	Connection technology		Bolt connection			
	Blue housing version		RBO 12-HC BU	<a href="#">3247987</a>		
	Current / voltage		415 A / 1500 V DC			
	Bolt diameter		12 mm			
	Cross-section of cable lug connection		10 mm <sup>2</sup> ... 240 mm <sup>2</sup>			
	Type	Item no.	RBO 12-DHR-HC	<a href="#">1110386</a>		
	Connection technology		Bolt connection			
	Current / voltage		353 A / 1800 V			
	Cross-section range (IEC//AWG)		95 mm <sup>2</sup> ... 185 mm <sup>2</sup> // 4/0 ... 400			
	Bolt diameter		12 mm			
	Cross-section of cable lug connection		95 mm <sup>2</sup> ... 185 mm <sup>2</sup>			
 	Type	Item no.	RBO 16-HC	<a href="#">3247989</a>		
	Connection technology		Bolt connection			
	Blue housing version		RBO 16-HC BU	<a href="#">3247990</a>		
	Current / voltage		520 A / 1000 V DC			
	Bolt diameter		16 mm			
	Cross-section of cable lug connection		25 mm <sup>2</sup> ... 300 mm <sup>2</sup>			



# Product overview of high-current terminal blocks and connectors

1

2

RBO bolt connection terminal blocks				Connection method versions		
				Technology	Type	Item no.
	Type	Item no.	RBO 12-DHR-HC	<a href="#">1110386</a>		
	Connection technology		Bolt connection			
	Current / voltage		353 A / 1800 V			
	Cross-section range (IEC//AWG)		95 mm <sup>2</sup> ... 185 mm <sup>2</sup> // 4/0 ... 400			
	Bolt diameter		12 mm			
	Cross-section of cable lug connection		95 mm <sup>2</sup> ... 185 mm <sup>2</sup>			
	Type	Item no.	RBO 16-HC	<a href="#">3247989</a>		
	Connection technology		Bolt connection			
	Blue housing version		RBO 16-HC BU	<a href="#">3247990</a>		
	Current / voltage		520 A / 1000 V DC			
	Bolt diameter		16 mm			
	Cross-section of cable lug connection		25 mm <sup>2</sup> ... 300 mm <sup>2</sup>			
	Type	Item no.	RBO 5-T	<a href="#">3058114</a>		
	Connection technology		Bolt connection			
	Current / voltage		50 A / 800 V			
	Bolt diameter		5 mm			
	Cross-section of cable lug connection		0.1 mm <sup>2</sup> ... 10 mm <sup>2</sup>			
	Type	Item no.	RBO 10-WD	<a href="#">1030161</a>		
	Connection technology		Bolt connection			
	Current / voltage		309 A / 1000 V			
	Bolt diameter		10 mm			
	Cross-section of cable lug connection		6 mm <sup>2</sup> ... 150 mm <sup>2</sup>			
			Bolt connection	RBO 5-T-F	<a href="#">3058169</a>	

Terminal blocks for special fields of application | High-current terminal blocks and connectors with bolt connection


# Product overview of high-current terminal blocks and connectors




HV high-current connectors					Connection method versions		
					Technology	Type	Item no.
	Type	Item no.	HV M5/1	3049107			
	Connection technology		Bolt connection				
	Current / voltage		76 A / 1000 V				
	Bolt diameter		5 mm				
	Cross-section of cable lug connection		0.5 mm <sup>2</sup> ... 16 mm <sup>2</sup>				
	Type	Item no.	HV M6/1	3049204			
	Connection technology		Bolt connection				
	Current / voltage		125 A / 1000 V				
	Bolt diameter		6 mm				
	Cross-section of cable lug connection		2.5 mm <sup>2</sup> ... 35 mm <sup>2</sup>				
	Type	Item no.	HV M6/2	3049547			
	Connection technology		Bolt connection				
	Current / voltage		125 A / 1000 V				
	Bolt diameter		6 mm				
	Cross-section of cable lug connection		2.5 mm <sup>2</sup> ... 35 mm <sup>2</sup>				
	Type	Item no.	HV M8/1	3049301			
	Connection technology		Bolt connection				
	Current / voltage		150 A / 1000 V				
	Bolt diameter		8 mm				
	Cross-section of cable lug connection		2.5 mm <sup>2</sup> ... 50 mm <sup>2</sup>				
	Type	Item no.	HV M8/2	3049550			
	Connection technology		Bolt connection				
	Current / voltage		150 A / 1000 V				
	Bolt diameter		8 mm				
	Cross-section of cable lug connection		2.5 mm <sup>2</sup> ... 50 mm <sup>2</sup>				
	Type	Item no.	HV M10/1	3049408			
	Connection technology		Bolt connection				
	Current / voltage		269 A / 1000 V				
	Bolt diameter		10 mm				
	Cross-section of cable lug connection		6 mm <sup>2</sup> ... 120 mm <sup>2</sup>				
	Type	Item no.	HV M10/2	3049563			
	Connection technology		Bolt connection				
	Current / voltage		269 A / 1000 V				
	Bolt diameter		10 mm				
	Cross-section of cable lug connection		6 mm <sup>2</sup> ... 120 mm <sup>2</sup>				

# Product overview of high-current terminal blocks and connectors

1

2

HV high-current connectors				Connection method versions		
				Technology	Type	Item no.
	Type	Item no.	HV M12/1	3049505		
	Connection technology		Bolt connection			
	Current / voltage		269 A / 1000 V			
	Bolt diameter		12 mm			
	Cross-section of cable lug connection		10 mm <sup>2</sup> ... 120 mm <sup>2</sup>			


Pick-off terminals				Connection method versions		
				Technology	Type	Item no.
	Type	Item no.	AGK PT 4X6/M10	1017448		
	Connection technology		Push-in connection			
	Blue housing version		AGK PT 4X6/M10 BU 1083237			
	PE version		AGK PT 4X6/M10 GNYE 1083238			
	Current / voltage		41 A / 1000 V			
	Cross-section range (IEC//AWG)		0.5 mm <sup>2</sup> ... 6 mm <sup>2</sup> // 20 ... 10			
	Type	Item no.	AGK PT 8X6/M10	1017450		
	Connection technology		Push-in connection			
	Blue housing version		AGK PT 8X6/M10 BU 1083235			
	PE version		AGK PT 8X6/M10 GNYE 1083236			
	Current / voltage		41 A / 1000 V			
	Cross-section range (IEC//AWG)		0.5 mm <sup>2</sup> ... 6 mm <sup>2</sup> // 20 ... 10			
	Type	Item no.	AGK PT 4X6/M12	1017454		
	Connection technology		Push-in connection			
	Current / voltage		41 A / 1000 V			
	Cross-section range (IEC//AWG)		0.5 mm <sup>2</sup> ... 6 mm <sup>2</sup> // 20 ... 10			

Terminal blocks for special fields of application | High-current terminal blocks and connectors with bolt connection

Terminal blocks for special fields of application

## Miniature screw terminal blocks

Despite their extremely small dimensions, miniature and micro terminal blocks can be marked and bridged in the same way as large terminal blocks. The miniature screw terminal blocks have a bridge shaft and use small NS 15 DIN rails. Since their dimensions are also very compact, they are ideal for mounting in small control boxes or connection boxes, for example, for a motor connection.



### Your advantages

- ✓ Extremely small design
- ✓ Easy potential distribution with screw bridges
- ✓ Clear overview with large-surface marking grooves
- ✓ Universal screw connection for connecting up to two conductors per terminal point

# Product overview of miniature screw terminal blocks

## Differences between MT and MBK miniature screw terminal blocks

The miniature terminal blocks of the MT series and the MBK series only differ in the outer contour of the terminal blocks and in the nominal cross-section range. In addition, the portfolio of the MBK series is limited to miniature double-level terminal blocks. The contour of the MT miniature terminal blocks is similar to the contour of the UT terminal blocks, which are used with the CLIPLINE complete system. The MBKKB miniature double-level terminal blocks, on the other hand, are similar to the double-level terminal blocks of the UK series (UKKB). However, with regard to the connection technology, the two terminal

block series are identical. Both series rely on a screw connection with Reakdyn principle, which is a type of integrated screw locking mechanism.

For easy potential distribution, both terminal block types can be bridged with screw bridges.



MBK and MT terminal blocks





### Important note

The technical data in the product tables relates to the specified reference item. It may differ slightly for connection versions in some cases.

You will find the exact and complete data for the individual items in our online shop. There is also a list of corresponding accessories provided for each item.



# Product overview of miniature screw terminal blocks




MT miniature screw terminal blocks				Connection method versions		
				Technology	Type	Item no.
	Type	Item no.	MT 1,5	3100305		
	Connection technology		Screw connection			
	Blue housing version		MT 1,5 BU	3003363		
	PE version		MT 1,5-PE	3100318		
	Current / voltage		17.5 A / 400 V			
	Cross-section range (IEC//AWG)		0.14 mm <sup>2</sup> ... 1.5 mm <sup>2</sup> // 26 ... 16			
	Type	Item no.	MT 1,5-TWIN	3001682		
	Connection technology		Screw connection			
	Blue housing version		MT 1,5-TWIN BU	3025532		
	PE version		MT 1,5-TWIN-PE	3001705		
	Current / voltage		17.5 A / 400 V			
	Cross-section range (IEC//AWG)		0.14 mm <sup>2</sup> ... 1.5 mm <sup>2</sup> // 26 ... 16			
	Type	Item no.	MT 1,5-QUATTRO	3001679		
	Connection technology		Screw connection			
	Blue housing version		MT 1,5-QUATTRO BU	3025150		
	PE version		MT 1,5-QUATTRO-PE	3001695		
	Current / voltage		16 A / 400 V			
	Cross-section range (IEC//AWG)		0.14 mm <sup>2</sup> ... 1.5 mm <sup>2</sup> // 26 ... 16			
	Type	Item no.	MTTB 1,5	1414129		
	Connection technology		Screw connection			
	Blue housing version		MTTB 1,5 BU	3000926		
	Current / voltage		17.5 A / 400 V			
	Cross-section range (IEC//AWG)		0.14 mm <sup>2</sup> ... 1.5 mm <sup>2</sup> // 26 ... 16			



# Product overview of miniature screw terminal blocks

1

2


MBK miniature screw terminal blocks				Connection method versions		
				Technology	Type	Item no.
	Type	Item no.	MBKKB 2,5	1414064		
	Connection technology		Screw connection			
	Blue housing version		MBKKB 2,5 BU	1414077		
	Current / voltage		24 A / 500 V			
	Type	Item no.	MBKKB 2,5-DIO/O-U	2800567		
	Connection technology		Screw connection			
	Connection version		MBKKB 2,5-DIO/U-O	2800570		
	Current / voltage		0.5 A / 500 V			
	Type	Item no.	MBKKB 2,5-BE	1414103		
	Connection technology		Screw connection			
	Current / voltage		24 A / 500 V			
	Cross-section range (IEC//AWG)		0.2 mm <sup>2</sup> ... 2.5 mm <sup>2</sup> // 24 ... 14			

Terminal blocks for special fields of application | Miniature screw terminal blocks

Terminal blocks for special fields of application

## Screw terminal blocks for sensors and actuators

The sensor/actuator terminal blocks in the UK series are ideal for reducing wiring effort. The conductors of the initiators and actuators are wired in junction boxes. The positive and negative connections are combined so all that remains is to install the signal lines and a conductor pair for the power supply between the junction box and controller.



### Your advantages


- ✓ Easy connection of three- or four-conductor sensors and actuators in a single terminal block
- ✓ Easy potential distribution of positive and negative potential
- ✓ A wide range of products with versions featuring PE function or LED display

## Sensor/actuator terminal blocks (DIK)

The sensor/actuator terminal blocks have feed-through connections for the signal line in the upper level which can be marked. Both of the lower terminal points are used for the initiator potential supply. For quick and easy potential distribution, the lower level can be bridged via an insertion bridge which can be disconnected.

Furthermore, the terminal block version has feed-in terminals of the same shape, with which the positive and negative potential is fed in by means of corresponding insertion bridges.

At the same time, the first initiator can be connected to this three-conductor feed-through terminal block. In addition to the terminal block versions mentioned, the DIK family also includes space-saving potential distributor terminals. The terminals can be bridged in the upper level for potential distribution over more than six terminal points. To ensure the clear



DIK 1,5 sensor/actuator terminal blocks

differentiation of potentials, the potential distributor terminal is available with gray, blue, or black insulating housing.

## Sensor/actuator terminal blocks (DOK)


The DOK terminal blocks are the same shape as the DIK three-level initiator terminal blocks. The terminal blocks likewise have feed-through connections for the signal line in the upper level which can be marked. The middle level of the DOK terminal blocks supplies the connected actuators with power.

Unlike the DIK terminal blocks, the lower level of the output terminal blocks in the DOK series makes direct contact with the DIN rail and as a PE connection they are marked green-yellow.

Insertion bridges enable convenient bridging of up to 80 terminal blocks. If non-adjacent terminal blocks need to be bridged, the prongs of the insertion bridge can be broken off easily.

The DOK terminal blocks are ideal for the alternating wiring of one actuator and one initiator each.

The free wiring of all terminal points and the fixed positioning of the bridge are



DOK 1,5 sensor/actuator terminal blocks

ensured by latching the comb spine of the insertion bridge to the terminal block housing.

For visual signaling of the initiator and actuator wiring, terminal blocks are available with red or green LED displays.

The DOKD 1,5-TG component terminal block can accommodate fuse plugs or isolating plugs.

## Information on screw terminal blocks for sensors and actuators

### Sensor/actuator terminal blocks (VIOK)


The VIOK terminal blocks are a combination of DIK and DOK terminal blocks. With this terminal block version, it is possible to use just one terminal block for the wiring of initiators and actuators. As with the DIK and DOK terminal blocks, there is a feed-through connection for the signal line in the upper level which can be marked. Both of the middle terminal points are used for the initiator potential supply.

The PE connection of the terminal blocks is located on the lower level.

The VIOK terminal blocks also have two feed-through and two busbar levels.

The terminal blocks are primarily used for programmable or self-monitoring initiators, which can additionally be controlled via the second feed-through level.

In the figure (right) a plug division is integrated into the second level from the top. Therefore, the positive potential of the



*VIOK 1,5 sensor/actuator terminal blocks*

initiator can be transmitted via a fuse plug or – for maintenance and test purposes – via an isolating plug.

### Important note

The technical data in the product tables relates to the specified reference item. It may differ slightly for connection versions in some cases.






You will find the exact and complete data for the individual items in our online shop. There is also a list of corresponding accessories provided for each item.



# Product overview of screw terminal blocks for sensors and actuators





1

2

DIK sensor/actuator terminal blocks				Connection method versions		
				Technology	Type	Item no.
	Type	Item no.	DIK 1,5	<a href="#">2715966</a>		
	Connection technology		Screw connection			
	Current / voltage		24 A / 250 V			
	Cross-section range (IEC//AWG)		0.2 mm <sup>2</sup> ... 2.5 mm <sup>2</sup> // 24 ... 14			
	Type	Item no.	DIKD 1,5	<a href="#">2715979</a>		
	Connection technology		Screw connection			
	Blue housing version		DIKD 1,5 BU	<a href="#">2716101</a>		
	Current / voltage		24 A / 250 V			
	Cross-section range (IEC//AWG)		0.2 mm <sup>2</sup> ... 2.5 mm <sup>2</sup> // 24 ... 14			
	Type	Item no.	DIKD 1,5-2D	<a href="#">2716512</a>		
	Connection technology		Screw connection			
	Current / voltage		24 A / 250 V			
	Cross-section range (IEC//AWG)		0.2 mm <sup>2</sup> ... 2.5 mm <sup>2</sup> // 24 ... 14			
	Type	Item no.	DIK 1,5-LA 24RD/O-M	<a href="#">2715856</a>		
	Connection technology		Screw connection			
	Current / voltage		24 A / 24 V			
	Cross-section range (IEC//AWG)		0.2 mm <sup>2</sup> ... 2.5 mm <sup>2</sup> // 24 ... 14			
	Type	Item no.	DIKD 1,5-TG	<a href="#">2774237</a>		
	Connection technology		Screw connection			
	Current / voltage		15 A / 250 V			
	Cross-section range (IEC//AWG)		0.2 mm <sup>2</sup> ... 2.5 mm <sup>2</sup> // 24 ... 14			





Terminal blocks for special fields of application | Screw terminal blocks for sensors and actuators

# Product overview of screw terminal blocks for sensors and actuators

DOK sensor/actuator terminal blocks				Connection method versions		
				Technology	Type	Item no.
	Type	Item no.	DOK 1,5	<a href="#">2717016</a>		
	Connection technology		Screw connection			
	Current / voltage		24 A / 250 V			
	Cross-section range (IEC//AWG)		0.2 mm <sup>2</sup> ... 2.5 mm <sup>2</sup> // 24 ... 14			
	Type	Item no.	DOK 1,5-2D	<a href="#">2717139</a>		
	Connection technology		Screw connection			
	Current / voltage		24 A / 250 V			
	Cross-section range (IEC//AWG)		0.2 mm <sup>2</sup> ... 2.5 mm <sup>2</sup> // 24 ... 14			
	Type	Item no.	DOK 1,5-TG	<a href="#">2717113</a>		
	Connection technology		Screw connection			
	Current / voltage		16 A / 250 V			
	Cross-section range (IEC//AWG)		0.2 mm <sup>2</sup> ... 2.5 mm <sup>2</sup> // 24 ... 14			
	Type	Item no.	DOKD 1,5-TG	<a href="#">3011054</a>		
	Connection technology		Screw connection			
	Current / voltage		24 A / 250 V			
	Cross-section range (IEC//AWG)		0.2 mm <sup>2</sup> ... 2.5 mm <sup>2</sup> // 24 ... 14			



# Product overview of screw terminal blocks for sensors and actuators

VIOK sensor/actuator terminal blocks				Connection method versions		
				Technology	Type	Item no.
	Type	Item no.	VIOK 1,5	2718015		
	Connection technology		Screw connection			
	Current / voltage		24 A / 250 V			
	Cross-section range (IEC//AWG)		0.2 mm <sup>2</sup> ... 2.5 mm <sup>2</sup> // 24 ... 14			
	Type	Item no.	VIOK 1,5-2D	2718196		
	Connection technology		Screw connection			
	Current / voltage		24 A / 250 V			
	Cross-section range (IEC//AWG)		0.2 mm <sup>2</sup> ... 2.5 mm <sup>2</sup> // 24 ... 14			
	Type	Item no.	VIOK 1,5-3D/PE	2718206		
	Connection technology		Screw connection			
	Current / voltage		24 A / 400 V			
	Cross-section range (IEC//AWG)		0.2 mm <sup>2</sup> ... 2.5 mm <sup>2</sup> // 24 ... 14			
	Type	Item no.	VIOK 1,5-D/TG/D/PE	3011067		
	Connection technology		Screw connection			
	Current / voltage		24 A / 250 V			
	Cross-section range (IEC//AWG)		0.2 mm <sup>2</sup> ... 2.5 mm <sup>2</sup> // 24 ... 14			

Terminal blocks for special fields of application

## Shield clamps

Interference caused by electronic components occurs in automated industrial applications in particular. This electromagnetic interference can lead to malfunctions or even to failure of entire systems. Shield clamps provide a solution to this serious problem. With a professional shielding concept, you can ensure the EMC protection of your systems, machines, and electronic components.



### Your advantages

- ✓ Safety with standard-compliant components
- ✓ Highly reproducible and long-term stable contact quality
- ✓ Low transfer impedance due to low-resistance and large-surface contact
- ✓ Up to three different mounting types

## Information on shield clamps

1

2

### SCC shield clamps with spring connection

The shield clamps enable tool-free, single-handed installation. The convenient clamping bracket and the non-pressurized contact spring enable a simple and low-fatigue shield connection to be made. At the same time, the design of the contact spring guarantees a reproducible and long-term stable contact quality and compensates any conductor settling effects.

The shield connection is flexible, with clamps available for direct mounting, neutral busbar mounting, and DIN rail mounting. For neutral busbar mounting, simply swivel the shield clamps onto the

neutral busbar rail and close the lever to secure both the terminal block and the conductor to be connected. For a clearer overview and assignment of the individual shield clamps, the clamps feature large marking areas on the clamping bracket. This simplifies cable assignment in accordance with the circuit diagram.



SCC 15 shield clamp

### Shield clamps with screw connection

The SK shield clamps clamp the conductors using a knurled screw. To ensure optimum shielding, the clamps feature a spring-loaded and large-surface pressure plate. Shield clamps are available for direct mounting and busbar mounting for mounting in the control cabinet.



SK 14 shield clamp





### SKS shield clamps with spring connection




The SKS spring-cage shield clamps are available in three mounting types. Choose between mounting on NS 35 DIN rails, on busbars, or directly on conductive mounting plates. The SKS spring-cage shield clamps are suitable for cable and conductor diameters from 3 to 20 mm.



SKS 14 shield clamp

# Product overview of shield clamps

SCC shield clamps with spring connection				Connection method versions		
				Mounting type	Type	Item no.
	Type	Item no.	SCC 5	Mounting panel NS 35/7,5	SCC 5-F SCC 5-NS35	<a href="#">1019420</a>
	Connection technology	Spring-cage connection				
	Cable diameter	2 mm ... 5 mm				
	Mounting type	Neutral busbar				
	Type	Item no.	SCC 10	Mounting panel NS 35/7,5	SCC 10-F SCC 10-NS35	<a href="#">1019421</a>
	Connection technology	Spring-cage connection				
	Cable diameter	3 mm ... 10 mm				
	Mounting type	Neutral busbar				
	Type	Item no.	SCC 15	Mounting panel NS 35/7,5	SCC 15-F SCC 15-NS35	<a href="#">1019422</a>
	Connection technology	Spring-cage connection				
	Cable diameter	8 mm ... 15 mm				
	Mounting type	Neutral busbar				
	Type	Item no.	SCC 20	Mounting panel NS 35/7,5	SCC 20-F SCC 20-NS35	<a href="#">1019423</a>
	Connection technology	Spring-cage connection				
	Cable diameter	10 mm ... 20 mm				
	Mounting type	Neutral busbar				




SK shield clamps with screw connection				Connection method versions		
				Mounting type	Type	Item no.
	Type	Item no.	SK 5	Direct screw mounting	SK 5-D	<a href="#">3025338</a>
	Connection technology	Screw connection				
	Cable diameter	2 mm ... 5 mm				
	Mounting type	Neutral busbar				
	Type	Item no.	SK 8	Direct screw mounting	SK 8-D	<a href="#">3025163</a>
	Connection technology	Screw connection				
	Cable diameter	3 mm ... 8 mm				
	Mounting type	Neutral busbar				
	Type	Item no.	SK 14	Direct screw mounting	SK 14-D	<a href="#">3025176</a>
	Connection technology	Screw connection				
	Cable diameter	3 mm ... 14 mm				
	Mounting type	Neutral busbar				




# Product overview of shield clamps

1

2

Terminal blocks for special fields of application | Shield clamps

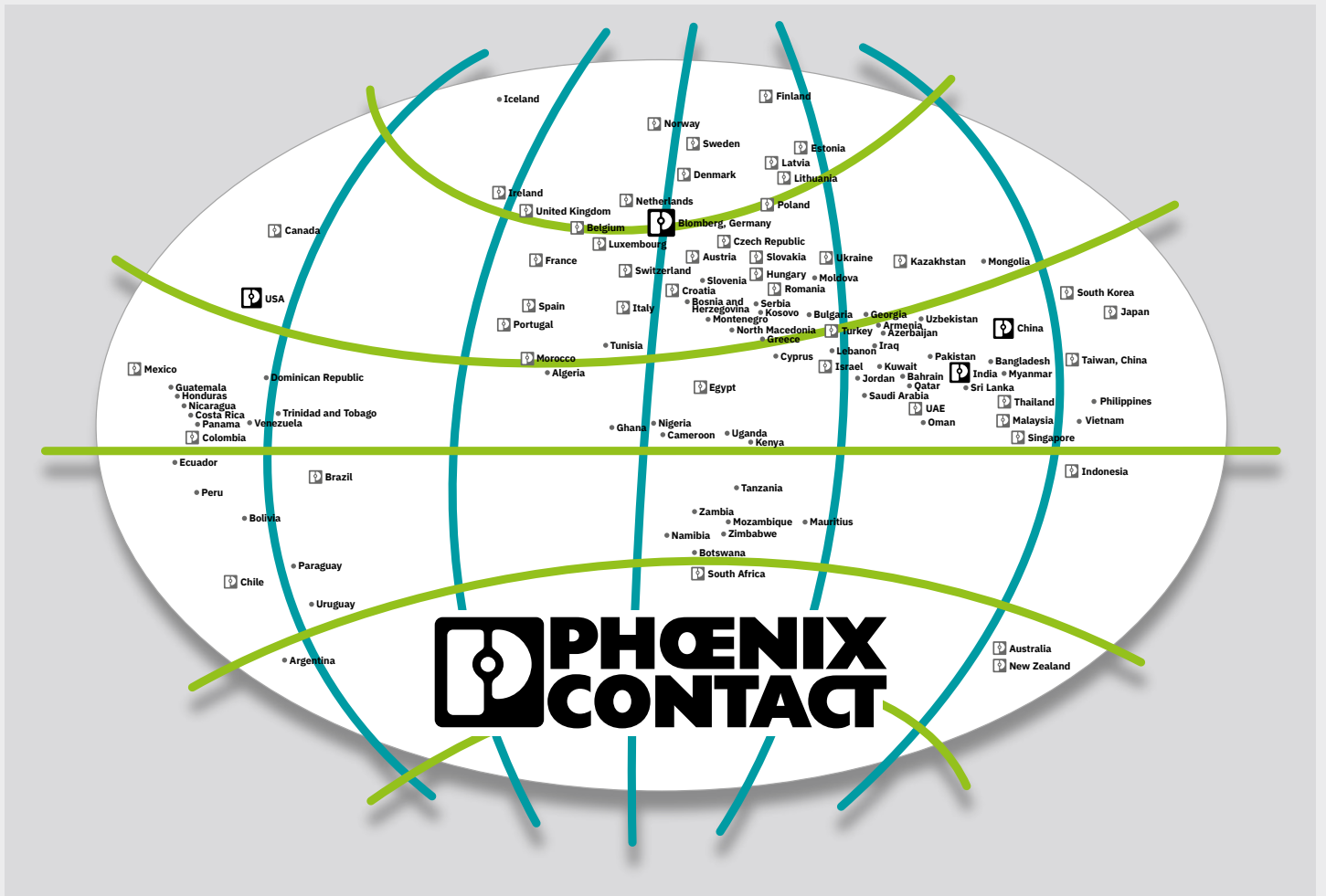
SK shield clamps with screw connection				Connection method versions		
				Mounting type	Type	Item no.
	Type	Item no.	SK 20	Direct screw mounting	SK 20-D	3025189
	Connection technology	Screw connection				
	Cable diameter	5 mm ... 20 mm				
	Mounting type	Neutral busbar				
	Type	Item no.	SK 28	Direct screw mounting	SK 28-D	3026997
	Connection technology	Screw connection				
	Cable diameter	5 mm ... 28 mm				
	Mounting type	Neutral busbar				
	Type	Item no.	SK 35	Direct screw mounting	SK 35-D	3026463
	Connection technology	Screw connection				
	Cable diameter	20 mm ... 35 mm				
	Mounting type	Neutral busbar				

SKS shield clamps with spring connection				Connection method versions		
				Mounting type	Type	Item no.
	Type	Item no.	SKS 8	Direct screw mounting	SKS 8-D	3240210
	Connection technology	Spring-cage connection				
	Cable diameter	3 mm ... 8 mm				
	Mounting type	Neutral busbar				
	Type	Item no.	SKS 14	Direct screw mounting	SKS 14-D	3240211
	Connection technology	Spring-cage connection				
	Cable diameter	3 mm ... 14 mm				
	Mounting type	Neutral busbar				
	Type	Item no.	SKS 20	Direct screw mounting	SKS 20-D	3240212
	Connection technology	Spring-cage connection				
	Cable diameter	5 mm ... 20 mm				
	Mounting type	Neutral busbar				

## Important note

The technical data in the product tables relates to the specified reference item. It may differ slightly for connection versions in some cases. You will find the exact and complete data for the individual items in our online shop. There is also a list of corresponding accessories provided for each item.





## Open communication with customers and partners worldwide

Phoenix Contact is a global market leader based in Germany. We are known for producing future-oriented products and solutions for the electrification, networking, and automation of all sectors of the economy and infrastructure. With a global network reaching across more than 100 countries with over 21,000 employees, we maintain close relationships with our customers, something we believe is essential for our common success.

Our wide range of innovative products makes it easy for our customers to implement the latest technology in a variety of applications and industries. This especially applies to the target markets of energy, infrastructure, industry, and mobility.

You can find your local partner at  
[phoenixcontact.com](https://phoenixcontact.com)

