



# Industrial Ethernet

One network, all options

# The Industrial Ethernet network portfolio from Phoenix Contact

Phoenix Contact offers you more real time, more wireless, more security, and more reliability. Industrial Ethernet from Phoenix Contact can be easily integrated into your automation infrastructure – because we make Ethernet easy.

Thanks to our many years of experience in automation and industrial Ethernet networks, we are familiar with and understand your expectations and requirements. This is evident and embodied in our products and solutions.



## We make Ethernet easy

When we say “We make Ethernet easy”, we are talking about controlling the complexity of high-performance Ethernet networks. Therefore, we have consistently designed our products with the knowledge, the tools, and the skills of the user in mind, the automation specialist.



## Contents

<hr/>	
Solutions	
Networked production	4
Networked machine	8
Networked infrastructure	12
Networked process plant	16
The right network setup	20
<hr/>	
Products	
Media converters	22
Unmanaged switches	26
Managed automation switches	28
Managed industrial IT switches	30
Routers and layer 3 switches	32
Power over Ethernet (PoE)	44
Industrial Wireless	48
Industrial security	52
Remote communication	56
Time server	60
Protocol and interface converters	62
Network management software	66
Surge protection	68
Installation technology	70
Copper-based cabling	76
FO-based cabling	94
<hr/>	
Services	102
<hr/>	

### Find out more with the web code

For detailed information, use the web codes provided in this brochure. Simply enter # and the four-digit number in the search field on our website.

**i** Web code: #1234 (example)

Or use the direct link:  
[phoenixcontact.net/webcode/#1234](http://phoenixcontact.net/webcode/#1234)

# Networked production

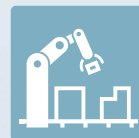
Highly productive and efficient production requires well structured, high-performance, and secure network infrastructure. The ideal concept and the right components protect your plant against automation system failures and costly downtimes.

With industrial network products from Phoenix Contact, you can easily implement the high requirements of your production network in a future-proof manner.

As well as the appropriate products, we also provide support for the optimum planning of your production network.



High-availability  
production network



Integration of machines

Connection to the company network



Communication with mobile systems



Cybersecurity



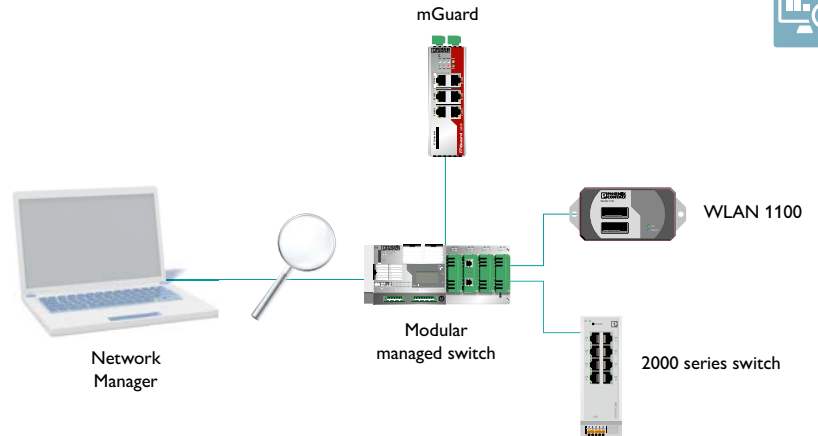
Network management

# Solutions for the production network

## Network management

Large production networks include many different network components that all have to be configured and diagnosed. Phoenix Contact managed switches, WLAN components, and security appliances can be easily started up using network management software. You can centrally assign IP addresses for network devices, configure several devices at the same time, and update the firmware.

Further information on software from page 66

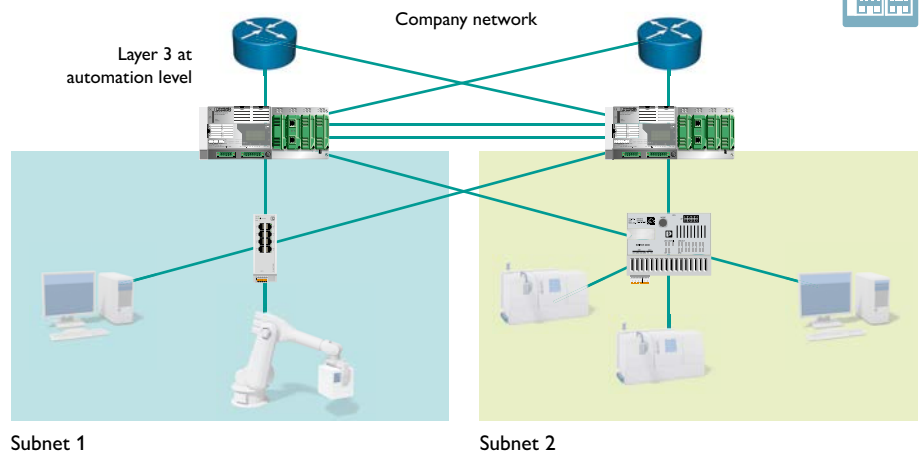


Network management with the FL Network Manager software

## High-performance and failsafe connection to the company network

The Virtual Router Redundancy Protocol (VRRP) allows you to redundantly connect your routers to the company network. Gigabit performance ensures high data throughput, while support of IT standards provides seamless integration (e.g., VLAN, SNMP, RSTP). For consistent communication between up to 28 different IP subnets, you can use the layer 3 function.

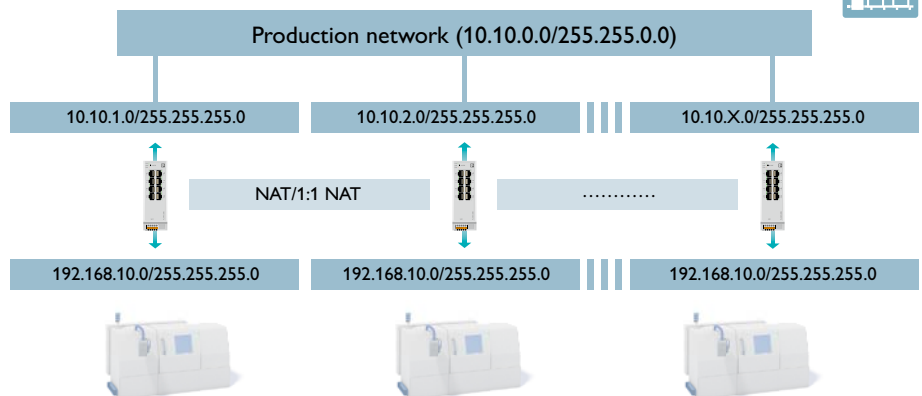
Further information on modular managed switches from page 28



## Integration of machines with the same IP address

Machines and their devices have their own, permanently configured IP addresses. When integrated into higher-level production networks, IP address conflicts may therefore occur. However, you do not need to adapt the IP addresses to the production network, which is a time-consuming task. Our NAT switches or mGuard routers easily translate the address ranges within the machine to the desired IP address range in the higher-level automation network.

Further information on NAT switches from page 32 and mGuard security routers from page 52



Automatic IP address translation using switches with NAT function


## High network availability due to network redundancy

Fast redundancy switch-over ensures the uninterrupted operation of automation networks in the event of connection failure.

We offer:

- DLR (Device Level Ring) for EtherNet/IP™ networks
- MRP (Media Redundancy Protocol) for PROFINET networks
- RSTP (Rapid Spanning Tree Protocol) for standard industrial IT networks
- ERR (Extended Ring Redundancy)

Further information on managed switches from page 28

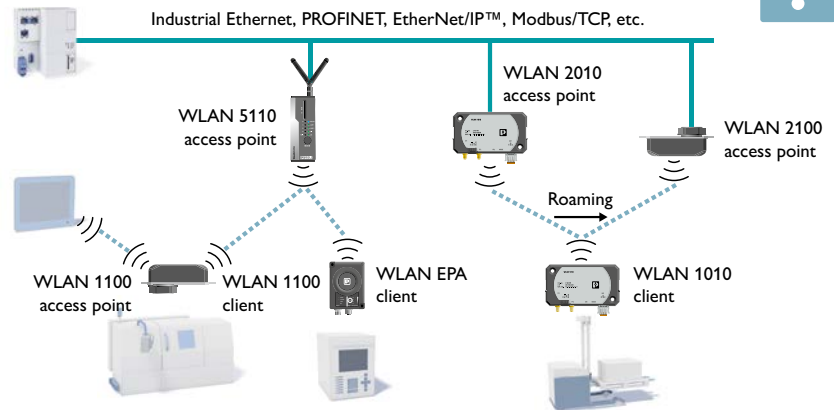


If an error occurs, the network structure is reorganized so that all devices can be reached again

## Reliable wireless LAN solution for mobile systems

WLAN products from Phoenix Contact offer optimized roaming and enable radio cells to be changed in a matter of milliseconds. Real-time communication between the controller and an automated guided vehicle system is thus ensured, even in data-intensive applications. Compliance with the 802.11n standard as well as the use of MIMO antenna technology also ensure stable communication in industrial environments.

Further information on Industrial WLAN from page 49

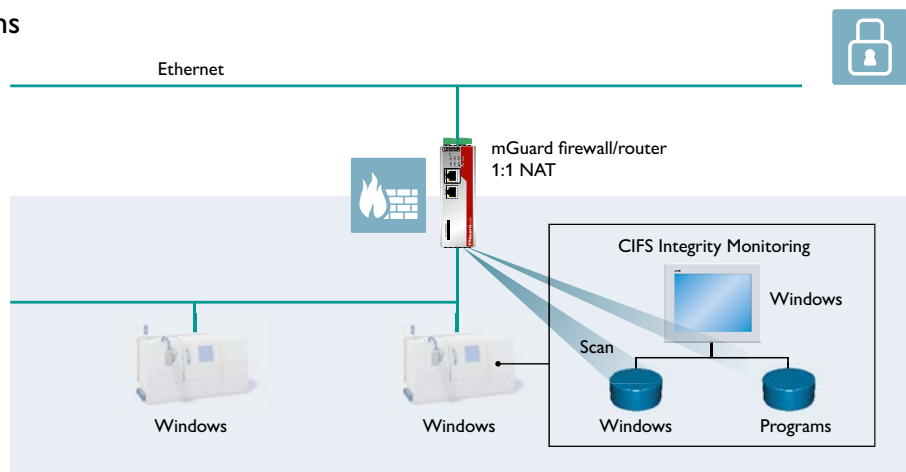


Wireless machine communication with Industrial WLAN

## Industrial mGuard security solutions

The mGuard firewall routers securely protect your network against the dangers associated with increased networking. Firewall rules based on user authentication and the conditional firewall enable person-, company-, and situation-dependent activation of different firewall rules. CIFS Integrity Monitoring detects anomalies on Windows control computers.

Further information on mGuard security routers from page 52



CIFS Integrity Monitoring for protecting computers with Windows operating systems

# Networked machine

Today, modern production machines are often networked in various ways. Whether with the Internet for remote maintenance, the company network for exchanging production data, or with other machines and I/O systems for automated production. However, greater networking also means larger networks, more communication, and increasing security requirements. Phoenix Contact offers you industrial Ethernet solutions and components specifically tailored to machine networks, which can be used to tackle not just today's requirements, but future ones too.



Central network configuration and monitoring



Stable machine networks



Real-time-capable  
control network



Easy and secure  
remote maintenance



Operation with  
smart devices



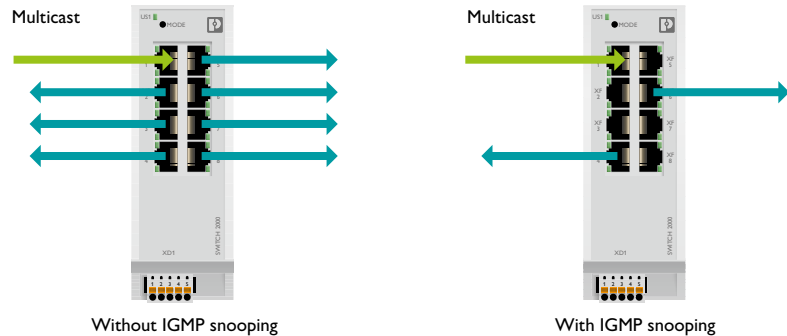
Integration into the  
production network

# Solutions for the machine and system network

## Stable machine networks

Intelligent switches offer extensive configuration and monitoring options for the machine network. In doing so, the data load in the network is reduced using multicast filter functions. Redundancy mechanisms maintain communication even in the case of undesired loops or device failures.

Further information on switches for growing networks from page 26

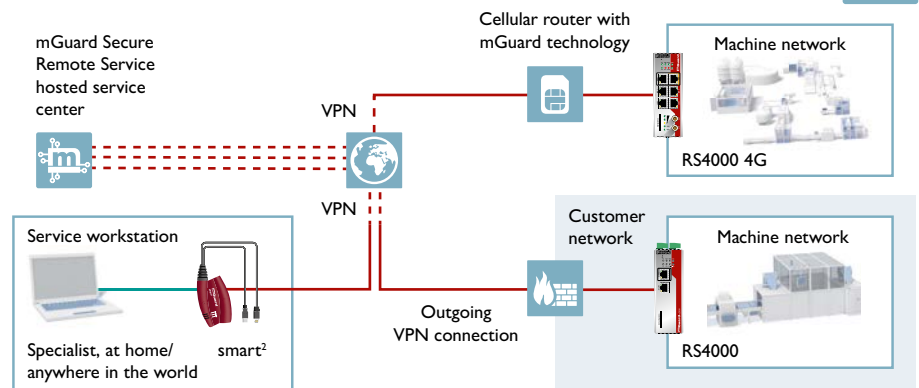


Multicast filters reduce the data load in the network

## Easy and secure remote maintenance

The mGuard Secure Remote Service offers machine builders and system manufacturers a turnkey comprehensive VPN solution, which enables secure remote maintenance without specialist IT knowledge – from a simple VPN cloud client to an extensive security solution, including remote maintenance. The wide range of remote maintenance components means that the highly varied requirements of the network operator can be met.

Further information on secure remote maintenance from page 56

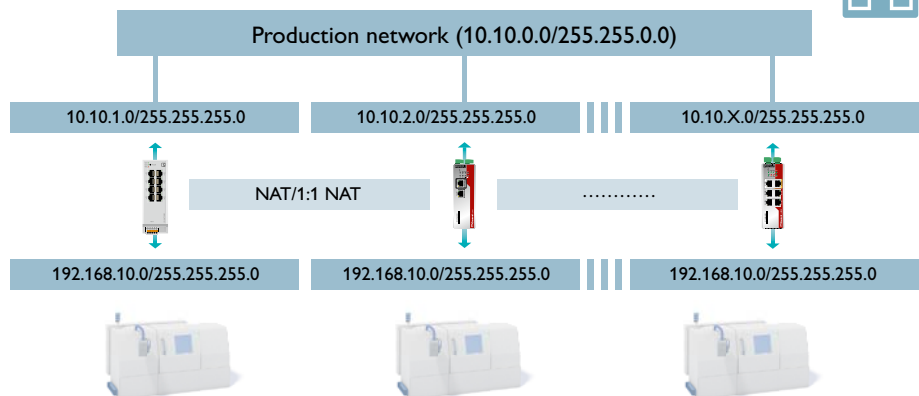


Secure remote maintenance concept with mGuard components

## Secure integration into the production network

Machine connection via an NAT or security router enables transparent communication and protects the machine network against unwanted communication at the same time. Faults and threats from the production network are effectively kept away from the machine network. The availability and real-time capability of internal machine communication is thus ensured.

Further information on NAT switches from page 32 and mGuard security routers from page 52



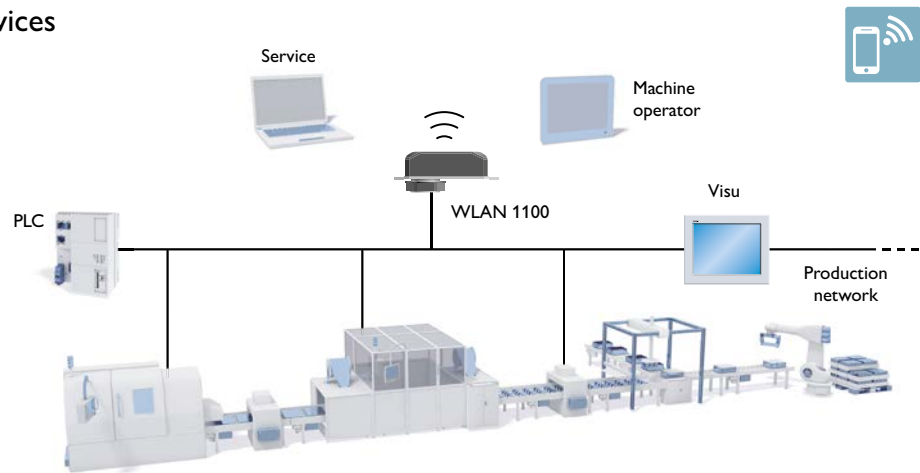
Machine connection with NAT and security routers

## Machine operation with smart devices

Users should be able to connect their smart devices to the machine network as easily as possible. However, if the WLAN password is known and has not been changed in a long time, this also allows third parties uncontrolled access to the machine network.

The WLAN 1100 wireless module enables automated key management by the machine control system. This means that secure WLAN machine access can be easily implemented.

Further information on Industrial WLAN from page 49

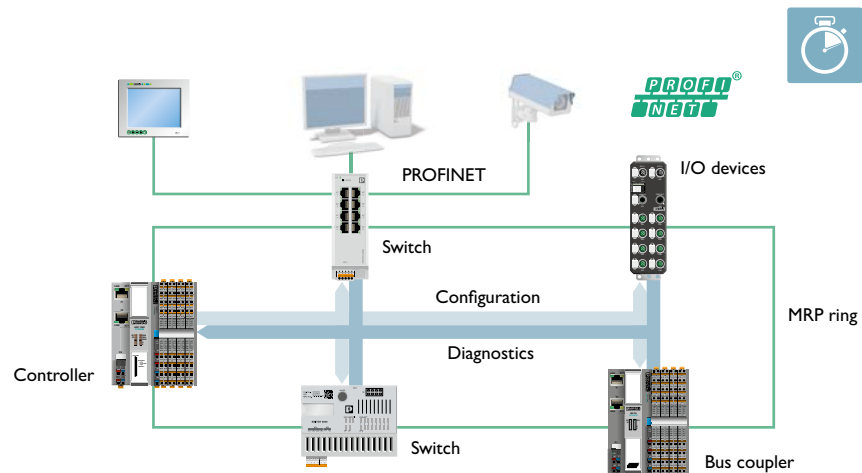


Wireless machine operation and service with wireless LAN

## Real-time-capable control network

Automation switches combine IT functions with managed and real-time properties which optimally support the PROFINET and EtherNet/IP™ protocols. They ensure stable and real-time-capable communication. The integrated, fast redundancy methods, such as the Device Level Ring (DLR) for EtherNet/IP™ and the Media Redundancy Protocol (MRP) for PROFINET, prevent the control process from being adversely affected even in the case of device failure.

Further information on managed automation switches from page 28

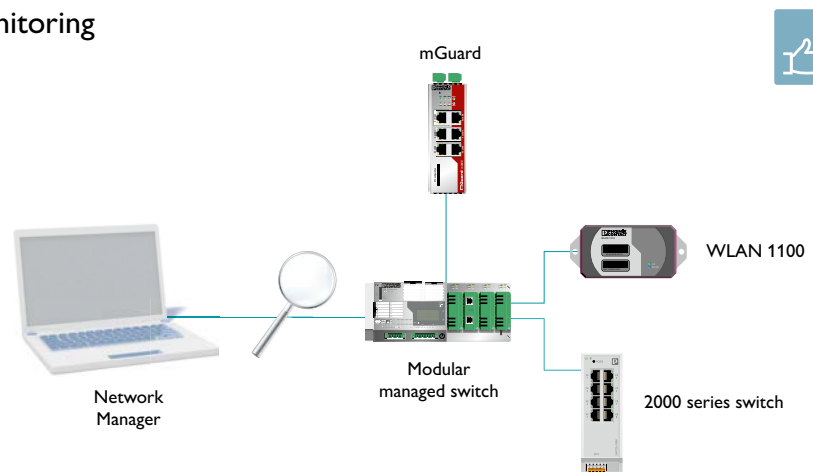


MRP redundancy for a failsafe machine network

## Central network configuration and monitoring

Following installation and cabling of the network devices, the central configuration and monitoring of the Phoenix Contact network components can be quickly and easily performed with the FL Network Manager software. This can be done individually or based on prepared machine projects, thereby simplifying configuration and startup for series machine builders in particular.

Further information on software from page 66




Network configuration and startup with the FL Network Manager software

# Networked infrastructure

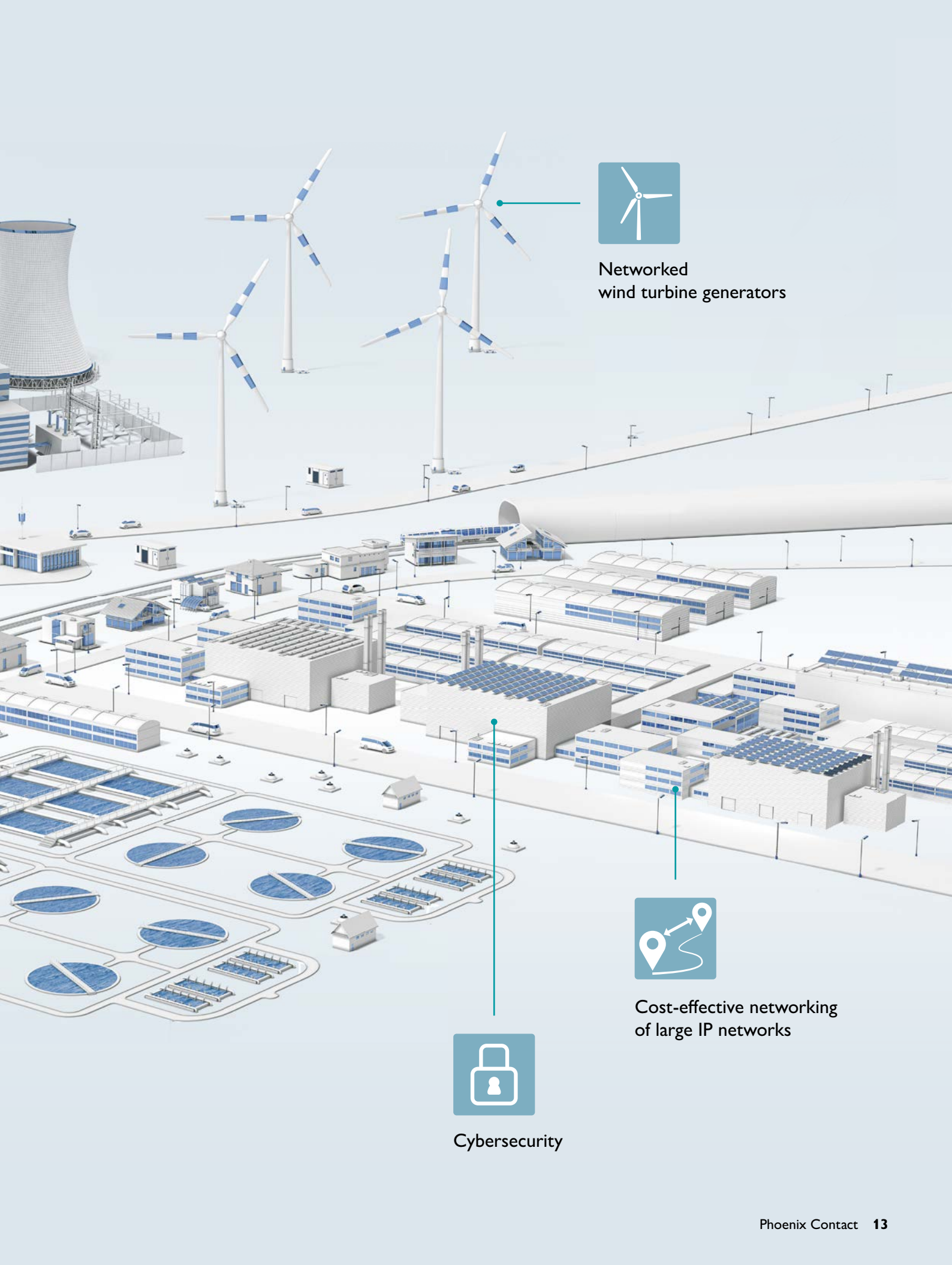
In today's industry, virtually all trades are networked via Ethernet. High demands are placed on the network infrastructure and network components used. Continuous network availability, support of application-specific standards and communication protocols, bridging of large distances, and reliable operation under harsh ambient conditions are just some of the requirements. In particular, to protect communication against attacks and tampering, protected network solutions are required. Phoenix Contact offers network solutions and components for secure and reliable networking of your systems.



Network availability



Power over Ethernet



Networked  
wind turbine generators



Cost-effective networking  
of large IP networks



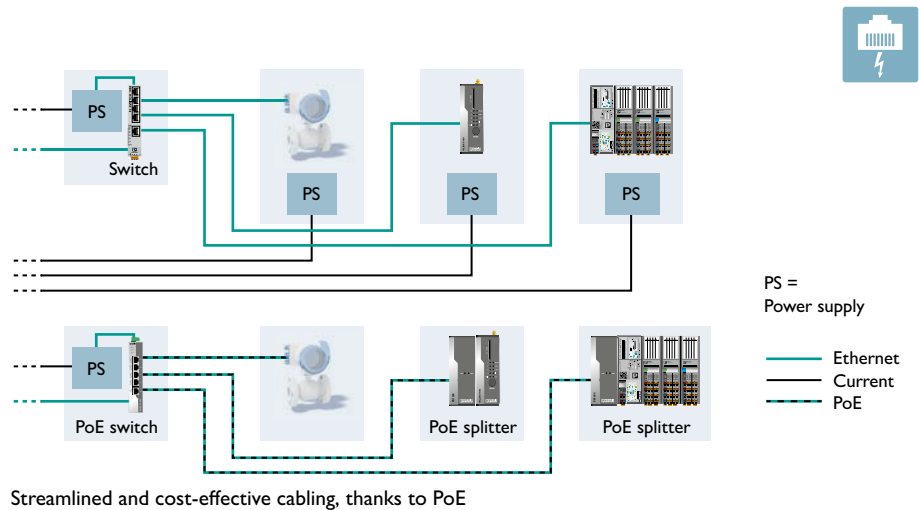
Cybersecurity

# Solutions for infrastructure networks

## Power over Ethernet

With Power over Ethernet (PoE), data and power are transmitted via the same standard Ethernet cable. This considerably reduces the cabling effort for the network devices installed in the field, such as surveillance cameras or WLAN access points. PoE is standardized in IEEE 802.3 and thus non-proprietary use is supported. Using PoE splitters, you can also supply standard Ethernet devices with power via PoE.

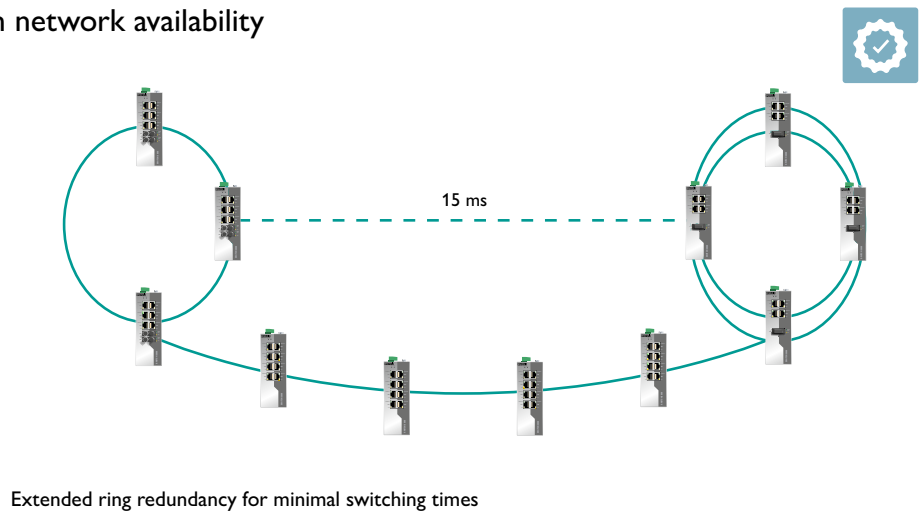
Further information on Power over Ethernet from page 44



## Extended ring redundancy for high network availability

In critical infrastructure applications, extended ring redundancy offers fast redundancy switch-over in the event of connection failure. This enables a switching time (recovery time) of a maximum of 15 ms for up to 200 devices in one ring. Up to three linked rings with up to 600 switches are also supported. Dual redundant rings enable maximum fault tolerance.

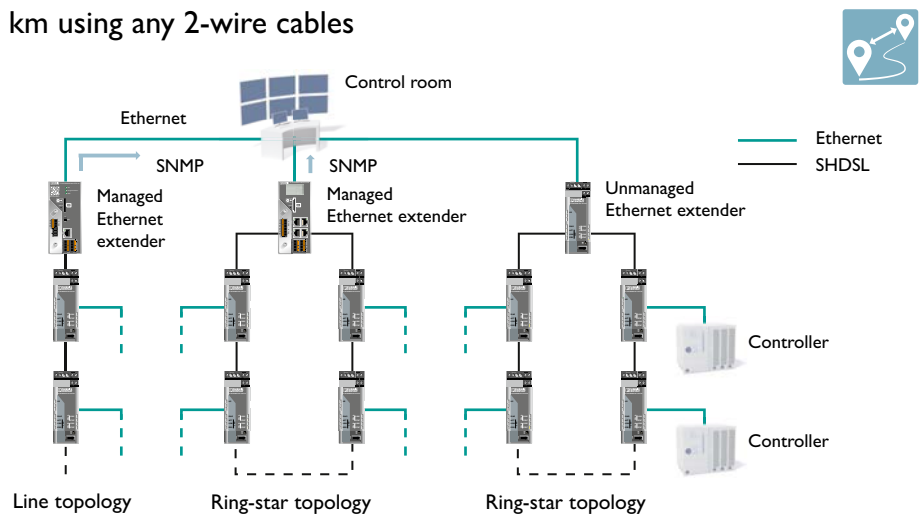
Further information on managed switches from page 28



## Ethernet communication up to 20 km using any 2-wire cables

With the Ethernet extenders, not only can you connect simple point-to-point Ethernet applications, but also large IP networks over distances of up to 20 km. Thanks to managed Ethernet extenders, unmanaged Ethernet extenders can now also be diagnosed centrally via IP. The system generates a warning via SNMP when unexpected events occur, such as path weakening.

Further information on Ethernet extenders from page 57

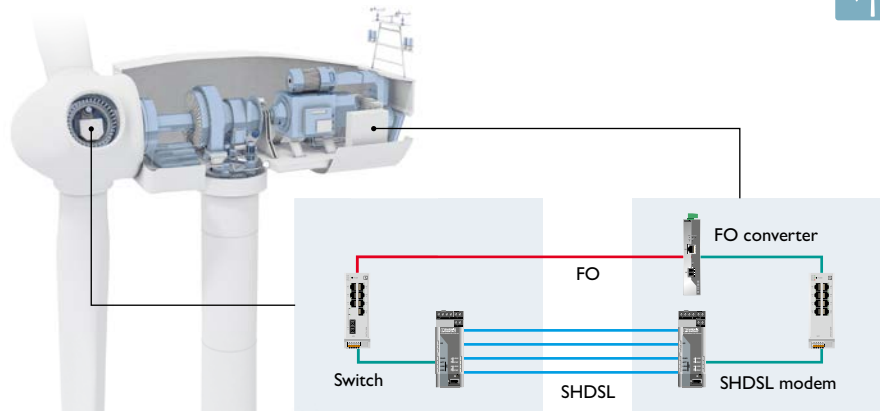


## Networked wind turbine generators



With the WDM method, two different wavelengths (1310/1550 nm) enable data to be transmitted and received simultaneously – without limiting the transmission quality or bandwidth. This means that interference-free full duplex communication is possible in rotating applications. Double redundancy can be established via the copper slip ring using SHDSL technology and two Ethernet extenders.

Further information on WDM products from page 23 and 75 and modems from page 56




Redundant communication solution for secure data transmission to the hub

## Cybersecurity



With distributed remote control solutions based on our mGuard security routers, you can protect your systems reliably against unauthorized access. In the case of Deep Packet Inspection (DPI), the content of the data packet is also checked in addition to IP addresses and port regulation. This increases the security level in the case of OPC Classic or Modbus/TCP communication, for example.

Further information on mGuard security routers from page 52 and secure remote maintenance from page 56



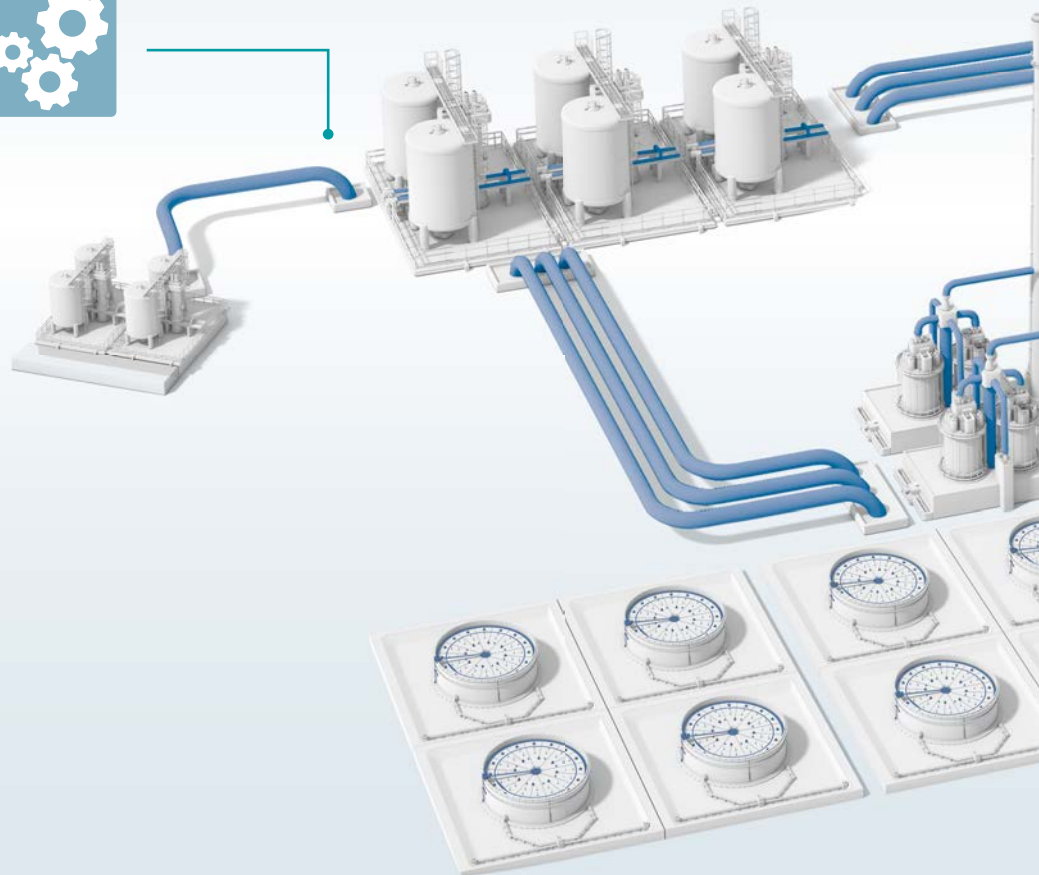
Deep Packet Inspection for OPC Classic and Modbus/TCP

# Networked process plant

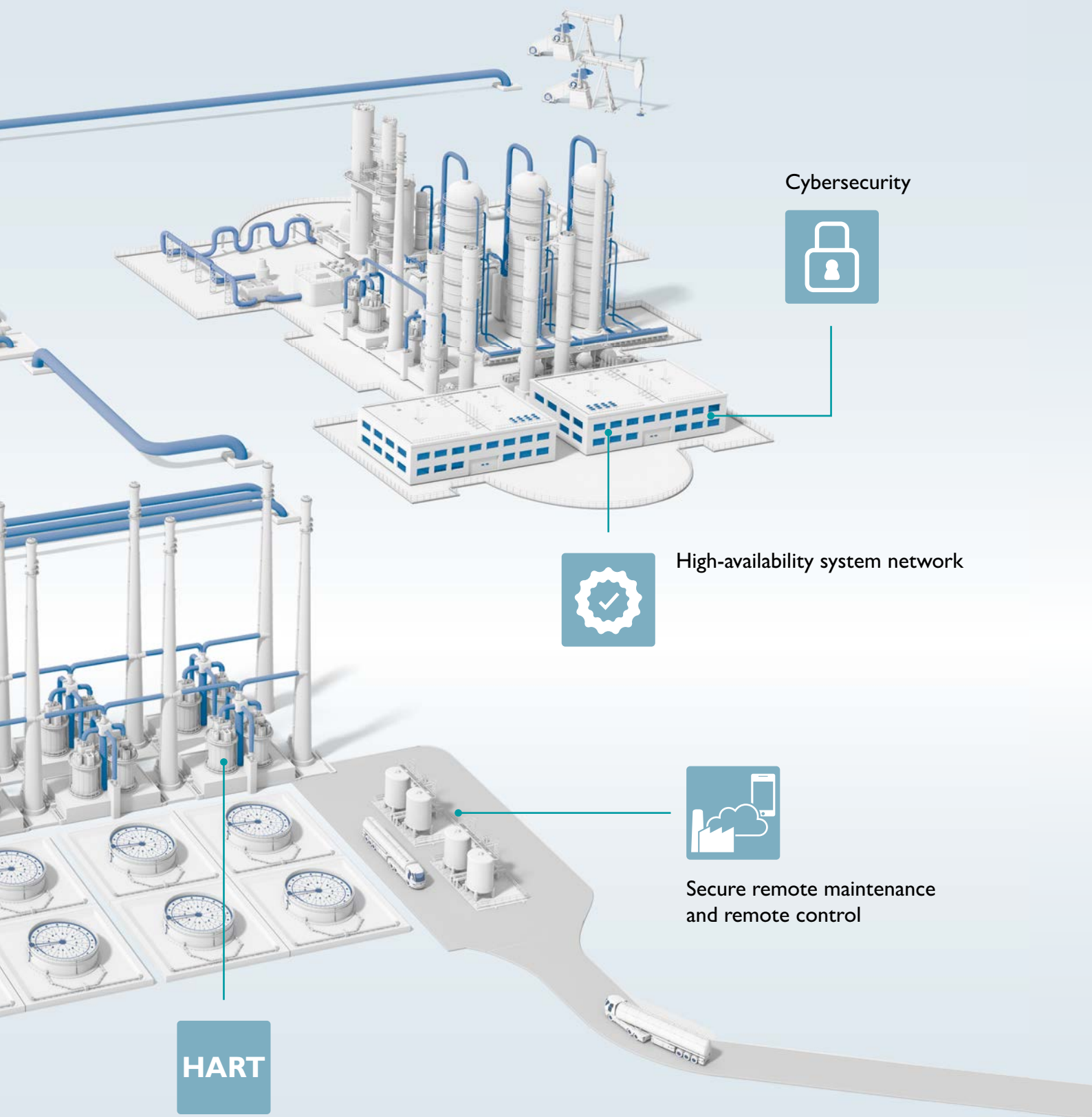
Transparent communication from the sensor to the control room is a prerequisite for optimum control of continuous processes in process engineering plants.

Robust, high-availability, and secure Ethernet networks are therefore increasingly becoming the basis for communication in modern process plants. Secure protection against unauthorized access by people or malware is a must. Phoenix Contact offers industrial Ethernet solutions and components for high-performance and secure networking of process plants.

Integration of modular systems







Cybersecurity



High-availability system network



Secure remote maintenance  
and remote control

**HART**

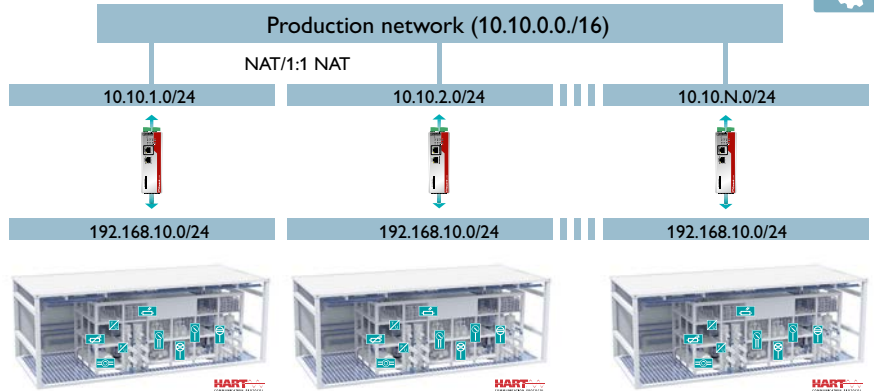
Utilization of HART data

# Solutions for process networks

## Solution to IP address conflicts

Modular system parts and their devices have their own, permanently configured IP addresses. When integrated into higher-level system networks, IP address conflicts may therefore occur. To avoid the time-consuming process of adapting IP addresses to the production network, NAT switches or mGuard routers can easily translate the address ranges within the machine to the desired IP address range in the higher-level automation network.

Further information on NAT switches from page 32 and mGuard security routers from page 52

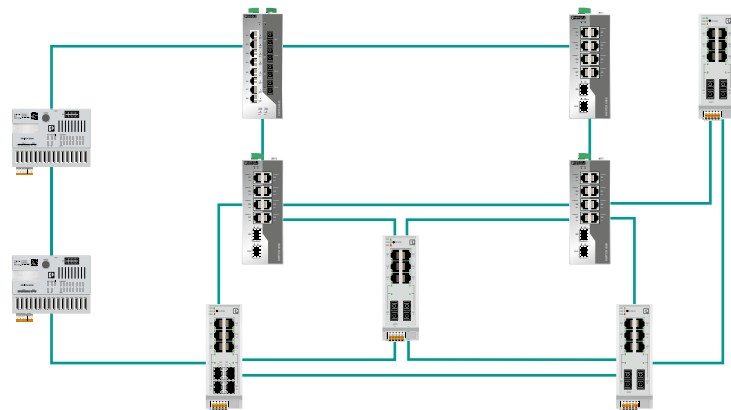


Access to system parts with the same IP addresses, thanks to 1:1 NAT function

## Rapid Spanning Tree for high-availability systems

RSTP is a standardized redundancy method (IEEE 802.1D-2004) which is supported by virtually all managed switches from Phoenix Contact. The redundancy method supports ring and tree topologies and meshed networks. Special extensions include Fast Ring Detection for faster switching times and Large Tree Support for networks with up to 57 devices.

Further information on managed switches from page 28

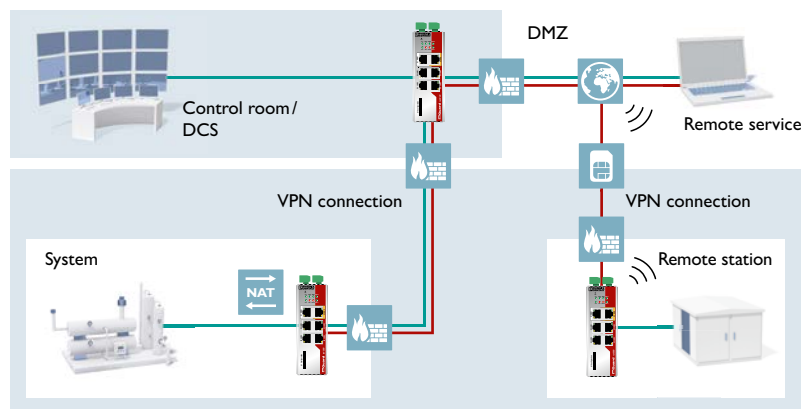


RSTP redundancy for high network availability

## Cybersecurity

The mGuard firewall routers securely protect your network against the many dangers associated with increased networking. Reliably protect your system parts against unauthorized access by using secure VPN connections with an integrated firewall. Deep Packet Inspection (DPI) also inspects the content of data packets and increases the security level in the case of OPC Classic or Modbus/TCP communication.

Further information on mGuard security routers from page 52

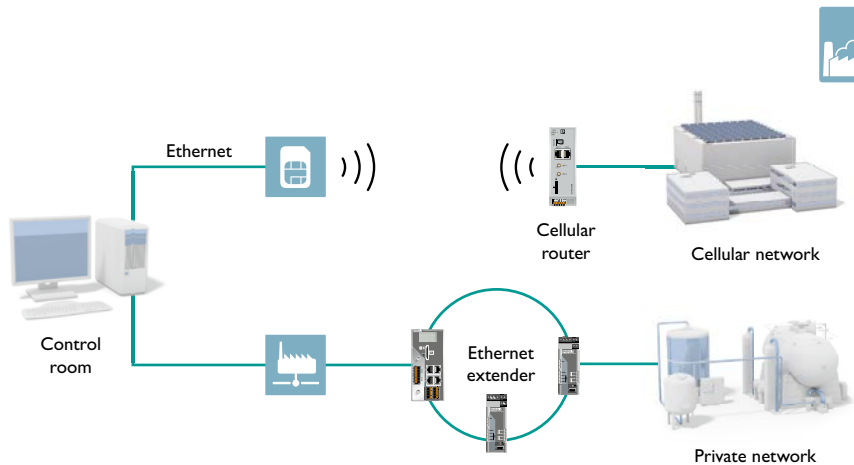


Protection of process plants with mGuard technology

## Remote communication

Various communication methods are available for data transmission in remote or large networks and for monitoring systems all over the world. Communicate wirelessly at high speed via cellular networks. Access remote network devices via the telephone network, which is available worldwide, or use 2-wire in-house cables for transmission speeds of up to 30 Mbps.

Further information on remote communication from page 56

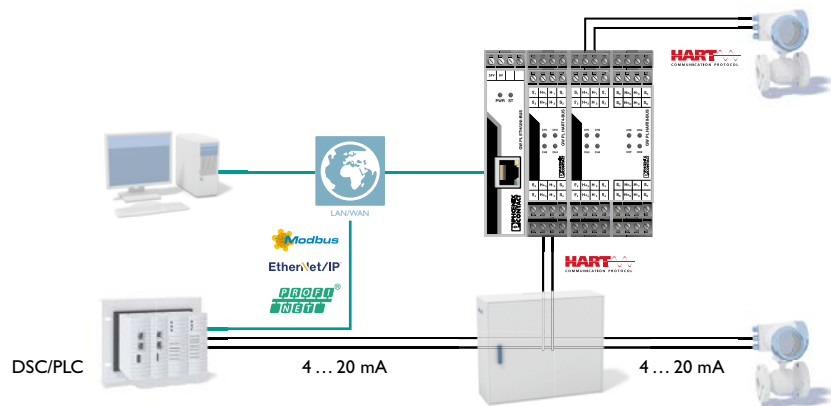


Remote communication via cellular and private networks

## Utilization of HART data

Ethernet HART multiplexers are an easy and cost-effective option for converting HART signals into Ethernet-based protocols. You can connect up to 40 HART devices via your own HART master. This enables communication at Ethernet speed. The modular design provides a scalable solution for modern distributed control systems and phased roll-outs.

Further information on HART multiplexers on page 62

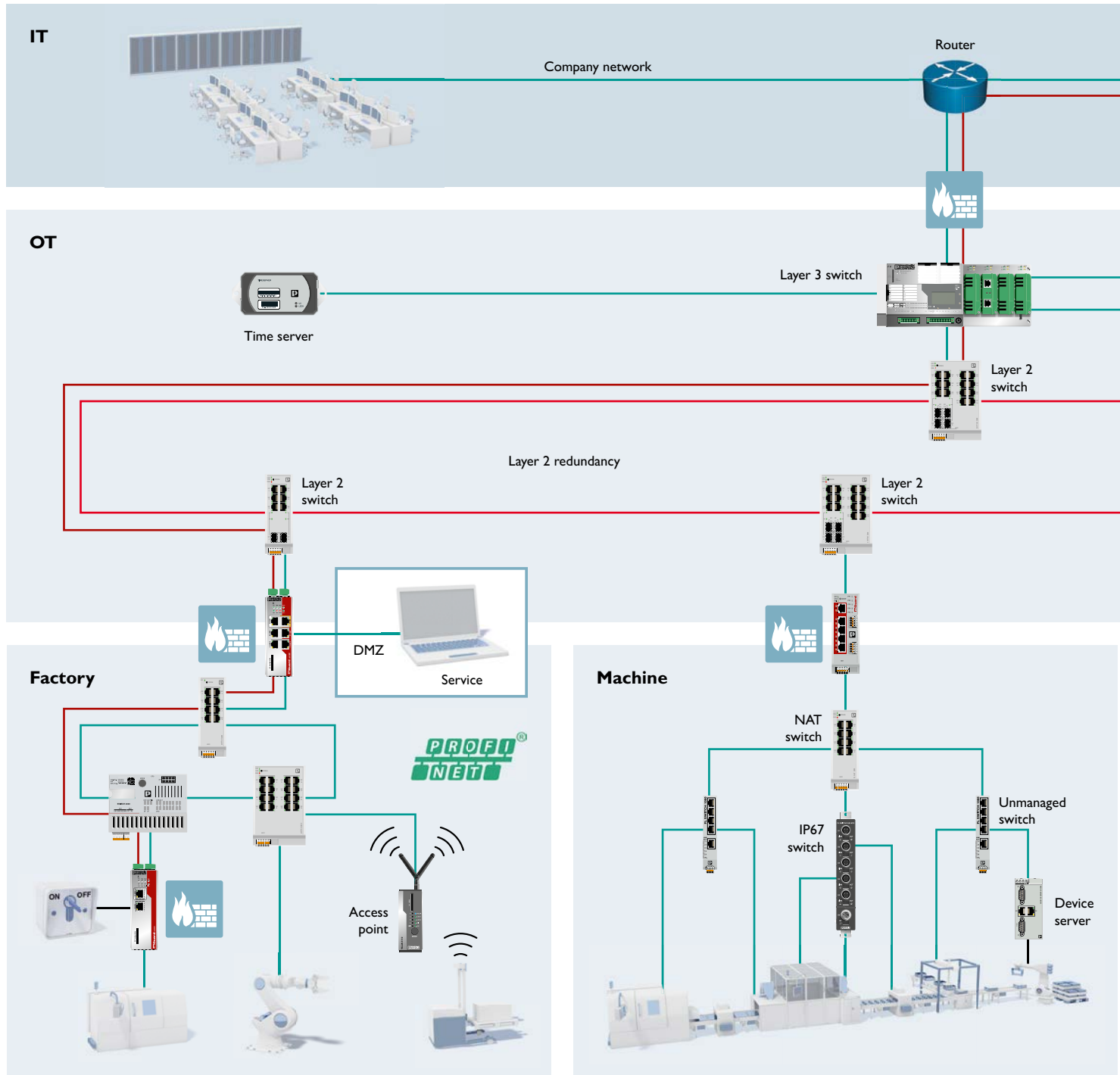


HART multiplexers can also be easily retrofitted in existing systems

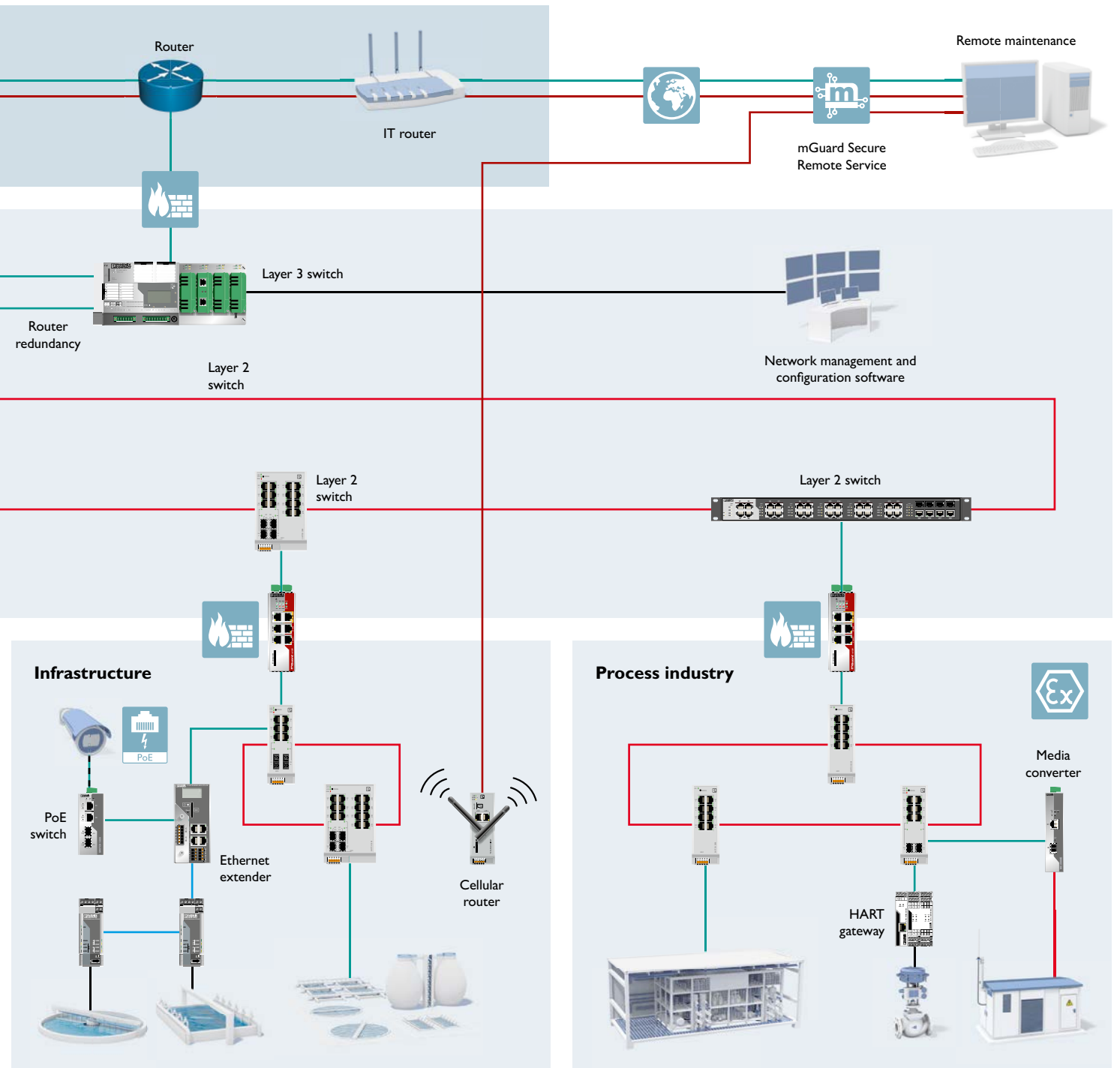
# How to set up your network reliably

Whether for factory, infrastructure, or process industry applications – you need the right network concept and the right components for a highly productive system. Starting with a high-performance and secure connection to the company network, through redundant, failsafe connections for critical applications, to firewalls and solutions

for communication with remote locations, you will find the right solution for your network at Phoenix Contact. We will be happy to advise you on how best to set up your network and which components you will need for this.



-  General connection
-  Ethernet
-  FO
-  VPN
-  SHDSL
-  Power over Ethernet



# Media converters for conversion to fiber optics

For maximum immunity to interference and transmission ranges in industrial Ethernet applications, fiberglass media converters transparently convert Ethernet data to fiber optics. The media converters allow you to bridge distances up to 40 kilometers depending on your choice of device and cable. The extended temperature range enables you to implement a wide range of industrial applications. In addition to this, the media converters offer comprehensive diagnostic options, thereby increasing system availability.

**i** Web code: #1269



## For standard applications

Class 1000 media converters are designed for applications with basic requirements. They offer an easy and inexpensive entry-level solution for converting to FO technology in industrial Ethernet networks.



## For real-time protocols

Class 2000 media converters are ideal for applications with time-critical Ethernet protocols such as Powerlink, EtherCAT, or Sercos. Thanks to the switch-over to pass through operation, they enable very short delays (latency).

## Your advantages

- ✓ Maximum immunity to interference and perfect electrical isolation with optical data transmission
- ✓ Maximum transmission distances with an extremely high data rate
- ✓ Use in potentially explosive areas: approved for zone 2





### With special approvals

Thanks to the ATEX approval and DNV shipbuilding approval, you can use the devices from the FL MC EF class in the process industry, in machine building and wind power, through to shipbuilding. With singlemode fiberglass, you can achieve transmission ranges of up to 36 km.


### For special applications


We provide the perfect solutions, even for special applications such as rotating applications, PROFINET networks, or use in the energy industry.

## Product overview for media converters

Features	Transmission	Connection method	Range	Light wavelength	Special features	Designation	Item No.
<b>Media converters for standard requirements</b>							
Temperature range: 0°C ... +60°C, for an easy entry-level solution for converting to FO technology							
	Multimode fiberglass	SC duplex	Up to 9.6 km	1310 nm	Auto negotiation and MDI (x)	FL MC 1000 SC	2891320
	Multimode fiberglass	B-FOC (ST®)	Up to 9.6 km			FL MC 1000 ST	2891321
<b>Media converters for real-time protocols</b>							
Supply voltage: 12 V DC ... 48 V DC (redundant), temperature range: -40°C ... +75°C, robust metal housing							
	Multimode fiberglass	SC duplex	Up to 9.6 km	1310 nm	Store-and-forward or pass-through mode with a very short latency time of 835 ns can be selected via DIP switch. This enables use for real-time Ethernet protocols.	FL MC 2000T SC	2891315
	Multimode fiberglass	B-FOC (ST®)	Up to 9.6 km			FL MC 2000T ST	2891316
	Singlemode fiberglass	SC duplex	Up to 20 km			FL MC 2000T SM20 SC	2891317
	Singlemode fiberglass	SC duplex	Up to 40 km			FL MC 2000T SM40 SC	2891318
<b>Media converters with special approvals for explosion protection or shipbuilding</b>							
Temperature range: -40°C ... +65°C, approvals: ATEX, UL, and DNV							
	Multimode fiberglass	SC duplex	Up to 10 km	1310 nm	LFPT and FEF diagnostic functions, auto negotiation and auto MDI (x), backplane bus for redundant or alternative power supply.	FL MC EF 1300 MM SC	2902853
	Multimode fiberglass	B-FOC (ST®)	Up to 10 km			FL MC EF 1300 MM ST	2902854
	Singlemode fiberglass	SC duplex	Up to 36 km			FL MC EF 1300 SM SC	2902856
<b>Media converters in accordance with IEC 61850-3 and IEEE 1613</b>							
Supply voltage: 12 V DC ... 57 V DC (redundant), temperature range: -40°C ... +75°C							
	Multimode fiberglass	LC duplex	Up to 9.6 km	1310 nm	4 kV insulation voltage, high EMC protection	FL MC 2000E LC	2891056
	Singlemode fiberglass		Up to 40 km			FL MC 2000E SM40 LC	2891156
<b>Media converters for single-fiber transmission</b>							
Temperature range: -40°C ... +65°C, full duplex data transmission on one fiber for rotating applications or saving fiber							
	Multimode and singlemode fiberglass	SC simplex	Up to 38 km	1310/1550 nm	Converters A and B	FL MC EF WDM-SET SC	2902660
					Converter A	FL MC EF WDM-A SC	2902658
					Converter B	FL MC EF WDM-B SC	2902659



Features	Transmission	Connection method	Range	Light wavelength	Special features	Designation	Item No.
<b>Media converter for PROFINET, T-coupler</b>							
Perfect electrical isolation over short distances with POF or PCF cable							
	Polymer fiber PCF	SC-RJ	Up to 100 m	660 nm	Single-port media converter	FL MC EF 660 SCRJ	2702944



### Technology for every application

Different FO connection technologies for short, medium, and large distances.

### One fiber, numerous possibilities

Bidirectional transmission using a single optical fiber for rotating applications.

### Continuous diagnostics

FO diagnostics with LED bar graphs for high system availability.

### Fast diagnostics in the event of a malfunction

In addition to numerous diagnostic LEDs, the media converter also features the link management function (link fault pass through). This function provides permanent connection monitoring. Both sides of the network connection can therefore detect a lost link immediately. The entire connection along the optical path is therefore just as transparent as it would be with purely copper-based communication. In the event of a network interruption, the transmission path is switched off. Redundancy mechanisms can be used directly. In the event of an error, this keeps the network load low and increases system availability. In addition, when the FEF (far end fault) function signals a lost link to the media converters, this also enables the faulty segment to be localized.

### Use in time-critical applications


The FL MC 2000T series devices can switch between the standard store-and-forward operating mode with auto negotiation and the pass-through operating mode. This makes it possible to achieve very short delays (latencies) of 700 nanoseconds. These devices are therefore ideal for applications with time-critical Ethernet protocols such as PROFINET, Powerlink, EtherCAT, and Sercos.



# Unmanaged switches

Unmanaged switches from Phoenix Contact stand out thanks to their standard functions, variable number of ports, and various designs. Thanks to a high level of immunity and a wide temperature range, they are entirely suitable for continuous operation in industrial applications. Select the right switch for your application.

**i** Web code: #1550



## For standard applications

The 1000N series unmanaged switches feature compact designs and flexible installation options. The 1100N switch versions also feature transmission speeds in the Gigabit range. The prioritization of data traffic ensures a more stable network and increases system availability.




## For flat control cabinets

Using the mounting accessories, you can also mount the FL SWITCH 1000N(T) flat in the control cabinet or on the wall. At the same time, you can freely select the port outlet direction: upwards, downwards, to the left or right. This enables flexible use for a large number of applications.

## Your advantages

- ✓ Auto negotiation and autocrossing ensure easy network creation and expansion
- ✓ Gigabit versions for high data throughput
- ✓ Electrical isolation and FO versions for interference-free operation in industrial environments
- ✓ Quality of Service for the prioritization of automation protocols



### For harsh ambient conditions

Thanks to the extended temperature range, the 1000NT series is designed for use in very demanding applications for the oil and gas industry, shipbuilding, and other outdoor applications. Fiberglass versions also enable long transmission distances.



### For field installation


With IP65/IP66/IP67 degrees of protection and M12 connection technology, the 1600 and 1700 series devices are particularly resistant to environmental influences and mechanical strain. The use of filtering and prioritization mechanisms ensures consistent behavior in the network.

# Managed automation switches

Communication in automation networks differs from communication in company networks in several key aspects. The switches must be tailored to the specific requirements of industrial environments.

Phoenix Contact provides universal 2000 series managed switches tailored to your system with an optimum performance spectrum for standard and PROFINET applications – you can select the appropriate design, approvals, and connections for your needs.

**i** Web code: #1555



## For standard applications


The 2000 series managed switches offer clear configuration and diagnostic options as well as automatic error detection and troubleshooting. In addition to the extended scope of functions, the 2200 and 2300 versions offer communication via fiberglass as well as approvals for the process industry and maritime sector.

## For flat control cabinets

With their low depth and downward port outlet direction, the FL SWITCH 2400 and 2500 versions are particularly suitable for use in flat control cabinets. The devices with eight or 16 ports can also be used in extreme ambient conditions due to their robust metal housing.

## Your advantages

- ✓ Easy integration into existing networks and flexible redundancy for all topologies with the RSTP standard
- ✓ High availability with fast redundancy switch-over by means of Fast Ring Detection and MRP
- ✓ Diagnostics and analysis possible with integrated software functions
- ✓ Various connection methods for high flexibility



### For flat control cabinets

The FL SWITCH 2008F provides the proven functions of the FL SWITCH 2000 family in the tightest of spaces. Featuring an extremely flat design, the 8-port device with forward port outlet direction can be used in very flat control cabinets.



### For field applications

The FL SWITCH 2600 and 2700 versions are available for applications directly in the field. The robust housings enable mounting on a profile or on the wall and support classic M12 and M12 push-pull connections which makes them extremely flexible in application. Moreover, a redundant power input/output also enables scalable networks.

# Managed industrial IT switches

For demanding applications, the managed switches of the 3000 and 4000 series combine comprehensive diagnostic, performance, and safety functions. They also offer redundancy switch-over times of just 15 ms and user-friendly application features.

In addition to use in classic applications, the FL SWITCH TSN 2300 switches also enable you to implement real-time-capable Ethernet networks with innovative TSN technology.

**i** Web code: #1555



## For demanding applications

The 3000 and 4000 series switches are ideal for demanding infrastructure applications. With fast redundancy switch-over in less than 15 ms, they ensure a high level of availability. FO versions enable interference-free communication over large distances. Special attention has been paid to user-friendly operation and configuration.

## Your advantages

- ✓ Uninterrupted operation of automation networks with fast redundancy switch-over
- ✓ Optimum user support with the use of IT standards and automation protocols
- ✓ Convenient operation via web-based management
- ✓ Maximum flexibility, thanks to a wide range of media



### For PROFINET IRT

The FL SWITCH IRT switches offer optimum real-time properties for PROFINET applications. They detect PROFINET data packets based on their ID and forward these data packets with the highest priority. The polymer fiber ports can be configured to create interference-free FO rings that can be diagnosed – optionally with an additional FO branch.



### For Time-Sensitive Networking

With precise time synchronization in accordance with IEEE 802.1AS, frame preemption, and PROFINET stream, the FL SWITCH TSN 2300 switches enable you to implement innovative TSN applications. The TSN mechanisms increase the performance, robustness, and availability of Ethernet networks.

# Routers and layer 3 switches

With industrial routers and layer 3 switches from Phoenix Contact, you can integrate machines, production plants, or entire subnets into your higher-level company network. The switches with NAT routing function combine the properties of a managed switch with those of a 1:1 NAT router – in a single DIN rail device. The managed switches with a modular design form the backbone of your automation application.

**i** Web code: #1556



## For easy integration into the network

The FL NAT 2000 switches combine switch functions and NAT routing in a single DIN rail device. The NAT switches have a total of eight ports that you can use as LAN or WAN ports depending on the application. This enables the redundant connection of machines to your higher-level network.



## Your advantages





- ✓ Optimum network structure, thanks to segmentation via layer 3 switches
- ✓ Easy connection of machines to the production network irrespective of the address range
- ✓ Integration of systems with the same IP address ranges into higher-level networks, thanks to switch with NAT function
- ✓ Connection of multiple subnets via various different types of media, thanks to layer 3 function and wide range of media



### For very stringent requirements








Our most powerful switch is the modular managed switch. As a Gigabit switch with optional layer 3 function, it is particularly suitable for use as an automation backbone and for connection to the higher-level company network. A huge range of combinable media modules as well as use in PROFINET RT and EtherNet/IP™ provide outstanding flexibility.

# Overview of switches


	Unmanaged switches			
				
	<b>1000N/1100N</b>	<b>1000NT/1100NT</b>	<b>2000/2100</b>	<b>2200/2300/ 2400/2500</b>
Port speed (Mbps)	10/100/(1000)	10/100/(1000)	10/100/(1000)	10/100/(1000)
Alarm contact/alarm output	- / -	- / -	- / -	(●) / (●)
<b>Filter functions</b>				
Quality of Service: Class of Service/DSCP	● / (●)	● / (●)	● / ●	● / ●
Static VLANs	-	-	●	●
Multicast filters: IGMP snooping/querier	-	-	●	●
Traffic delimiter	-	-	●	●
<b>Management functions</b>				
Role-based user management	-	-	●	●
Port configuration	-	-	●	●
IP configuration: BootP/DHCP/DCP	- / - / -	- / - / -	● / ● / -	● / ● / ●
Command Line Interface (CLI)	-	-	●	●
Time synchronization: SNTP client/server	- / -	- / -	● / -	● / -
<b>Diagnostic functions</b>				
Port statistics and utilization	-	-	●	●
SNMP (v1/v2/v3)	-	-	●	●
Event messages: Syslog/SNMP traps	- / -	- / -	● / ●	● / ●
N:1 port mirroring	-	-	●	●
Link Layer Discovery Protocol (LLDP)	-	-	●	●
Address Conflict Detection (ACL)	-	-	●	●
<b>Redundancy functions</b>				
Rapid Spanning Tree Protocol (RSTP)	-	-	●	●
Fast Ring Detection/Large Tree Support	- / -	- / -	- / -	● / ●
Extended ring redundancy	-	-	-	-
MRP manager/client	- / -	- / -	- / ●	● / ●
Device Level Ring (DLR)	-	-	-	-
Link aggregation: Static trunking/LACP	- / -	- / -	- / -	● / ●
<b>Security functions</b>				
Port security: MAC-based	-	-	-	●
RADIUS authentication (IEEE 802.1x)	-	-	-	●
<b>Layer 3 functions</b>				
Routing/NAT	- / -	- / -	- / -	- / -
Router redundancy (VRRP)	-	-	-	-
<b>Automation protocols</b>				
PROFINET: Conformance class/PN device	(A) / -	(A) / -	A / -	B / ●
Diagnostics via Modbus/TCP	-	-	-	-
<b>Approvals/certificates</b>				
Maritime/Ex approvals	- / (●)	● / ●	- / -	(●) / (●)


- not available, ● available, (●) available in selected models

## Managed switches



						
2600/2700	TSN 2300	3000	4000/4800	PROFINET IRT	NAT 2000/2200/2300	GHS modular managed
10/100/(1000)	10/100/1000	10/100	10/100/1000	10/100	10/100/(1000)	10/100/1000
- / -	- / ●	● / -	● / -	● / -	- / (●)	● / -
● / ●	● / ●	● / ●	● / ●	● / -	● / ●	● / ●
●	●	●	●	-	●	●
●	●	●	●	-	●	●
●	●	●	●	-	●	●
●	●	●	●	-	●	-
●	●	●	●	●	●	●
● / ● / ●	● / ● / ●	● / ● / -	● / ● / -	- / - / ●	● / ● / (●)	● / ● / ●
●	●	-	-	-	●	●
● / -	● / -	● / ●	● / ●	- / -	● / -	● / -
●	●	●	●	●	●	●
●	●	●	●	● (v1/v2 only)	●	●
● / ●	● / ●	- / ●	- / ●	- / -	● / ●	- / ●
●	●	●	●	●	●	●
●	●	●	●	●	●	●
●	●	-	-	-	●	-
●	●	●	●	-	●	●
● / ●	● / ●	- / -	- / -	- / -	(●) / (●)	● / ●
-	-	●	●	-	-	-
● / ●	● / ●	- / -	- / -	● / ●	(●) / ●	● / ●
-	-	-	-	-	-	-
● / ●	● / ●	● / ●	● / ●	- / -	(●) / (●)	● / ●
●	●	●	●	-	(●)	●
●	●	●	●	-	●	●
- / -	- / -	- / -	- / -	- / -	● / ●	● / ●
-	-	-	-	-	-	●
B / ●	B / ●	A / -	A / -	C / ●	(B) / ●	B / ●
-	-	●	●	-	-	-
- / -	- / -	- / ●	- / ●	- / -	(●) / (●)	- / -

## Product overview for unmanaged switches

Features	Copper ports	FO ports	Port speed	Quality of Service	Special features	Item No.
<b>Unmanaged switches for universal use: FL SWITCH 1000N and 1100N</b>						
Supply voltage: 9 V DC ... 32 V DC, 18 ... 30 V AC, temperature range: -10°C ... +60°C						
	5 x RJ45	–	10/100 Mbps	●	–	<a href="#">1085039</a>
	4 x RJ45	1 x MM SC		●	–	<a href="#">1084159*</a>
		1 x MM ST		●	–	<a href="#">1085179</a>
		1 x SM SC		●	–	<a href="#">1085214</a>
		1 x SFP		●	–	<a href="#">1085177</a>
	5 x RJ45	2 x SFP		●	–	<a href="#">1085176</a>
	8 x RJ45	–		●	–	<a href="#">1085256</a>
	16 x RJ45	–		●	–	<a href="#">1085255</a>
	10/100/1000 Mbps	5 x RJ45	–	●	Jumbo frames, extended Quality of Service functionality (e.g., EtherNet/IP™, BACnet)	<a href="#">1085254</a>
		4 x RJ45	1 x SFP	●		<a href="#">1085173</a>
		5 x RJ45	2 x SFP	●		<a href="#">1085171</a>
		8 x RJ45	–	●		<a href="#">1085243</a>
		16 x RJ45	–	●		<a href="#">1085219</a>






Features	Mounting type	Width	Designation	Item No.
<b>Mounting accessories for DIN rail devices</b>				
Adapters for wall mounting or flat mounting on the DIN rail, e.g., for FL SWITCH 1000N(T) series devices				
	Wall mounting	22.5 mm	FL PANEL ADAPTER 22.5	<a href="#">1085488</a>
		40 mm	FL PANEL ADAPTER 40	<a href="#">1085486</a>
	Flat DIN rail mounting	22.5 mm	FL DIN-RAIL ADAPTER 22.5	<a href="#">1085485</a>
		40 mm	FL DIN-RAIL ADAPTER 40	<a href="#">1085484</a>

\* DC supply only

Features	Copper ports	FO ports	Port speed	Quality of Service	Special features	Item No.
<b>Unmanaged switches for rack mounting: FL SWITCH 1800 and 1900</b>						
Supply voltage: 120/220 V AC, temperature range: 0°C ... +60°C						
	24 x RJ45	–	10/100 Mbps	●	19" mounting	2891041
		–	10/100/1000 Mbps	●		2891057
<b>Robust unmanaged switches for harsh ambient conditions: FL SWITCH 1000NT and 1100NT</b>						
Supply voltage: 9 V DC ... 32 V DC, 18 V AC ... 30 V AC, temperature range: -40°C ... +75°C, approvals: DNV/GL, process (ATEX, IECEx, C1D2)						
	5 x RJ45	–	10/100 Mbps	●	–	1085170
	4 x RJ45	1 x SFP		●	–	1085169
	8 x RJ45	–		●	–	1085165
	5 x RJ45	2 x SFP		●	–	1085164
	12 x RJ45	2 x SFP	10/100 Mbps (RJ45), 10/100/1000 Mbps (SFP)	●	–	1249598*
	5 x RJ45	2 x MM SC	10/100/1000 Mbps	●	Jumbo frames, extended Quality of Service functionality (e.g., EtherNet/IP™, BACnet)	1085163
	8 x RJ45	–		●		1085162

\* DC supply only

# Product overview for unmanaged switches

Features	Copper ports	FO ports	Port speed	Quality of Service	Special features	Item No.
<b>Robust unmanaged switches with IP67: FL SWITCH 1600 and 1700</b>						
Supply voltage: 24 V DC, temperature range: -40°C ... +70°C						
	5 x M12	–	10/100 Mbps	●	With PTCP filter for PROFINET	2700200
	8 x M12	–	10/100 Mbps	●	M12 push-pull, Quality of Service functionality (PROFINET)	1196227
	8 x M12	–	10/100/1000 Mbps	●	M12 push-pull, extended Quality of Service functionality (e.g., BACnet, PROFINET, EtherNet/IP™)	1196228
<b>Unmanaged Power over Ethernet switches: FL SWITCH 1000 PoE</b>						
Supply voltage: 18 V DC ... 57 V DC, extended temperature range: -40°C ... +75°C, IEEE 802.3 af/at (PoE+)						
	4 x RJ45 (PoE), 1 x RJ45	–	10/100 Mbps	●	30 W per port, max. 120 W	2891064
	2 x RJ45 (PoE)	2 x SFP	10/100/1000 Mbps	●	52 ... 57 V DC, 30 W per port, max. 60 W	1026765
	4 x RJ45 (PoE), 1 x RJ45	–		●	30 W per port, max. 120 W	1026937
	4 x RJ45 (PoE), 1 x RJ45,	1 x SFP	●	1026932		
Supply voltage: 18 ... 57 V DC, extended temperature range: -10°C ... +60°C, IEEE 802.3 af/at (PoE+)						
	4 x RJ45 (PoE), 1 x RJ45	–	10/100/1000 Mbps	●	30 W per port, max. 120 W, electrical isolation, IEEE 802.3 af/at (PoE+)	1102077
	8 x RJ45 (PoE)	–		●		1102079



## Flexible fields of application

Different versions enable flexible application scenarios, narrow, flat, or 19" designs, in the control cabinet or in the field.



## Power over Ethernet versions




The 1000 series Power over Ethernet switches enable the connection of PoE-capable end devices without additional configuration.




## Detect disconnections

The 1000 series PoE switches feature link monitoring, and can therefore identify disconnections and enable fast elimination of faults.

# Product overview for managed switches

Features	Copper ports	FO ports	Combo ports	Port speed	Special features	Designation FL SWITCH...	Item No.	
<b>Intelligent switches for the machine: FL SWITCH 2000 and 2100</b>								
Supply voltage: 18 V DC ... 32 V DC, temperature range: 0°C ... +60°C, IP20, front port outlet direction								
	5 x RJ45	–	–	10/100 Mbps	–	2005	2702323	
	8 x RJ45	–	–		–	2008	2702324	
	16 x RJ45	–	–		Flat design	2008F	1106707	
	5 x RJ45	–	–	10/100/1000 Mbps	–	2016	2702903	
	8 x RJ45	–	–		–	2105	2702665	
	16 x RJ45	–	–		–	2108	2702666	
						–	2116	2702908
<b>Managed switches for universal use: FL SWITCH 2200 and 2300</b>								
Supply voltage: 12 V DC ... 57 V DC (redundant), temperature range: -40°C ... +70°C, IP20, front port outlet direction, PROFINET Class B Approvals: DNV/GL, BV, ABS, LR, RINA, NK, IECEx, ATEX zone 2								
	5 x RJ45	–	–	10/100 Mbps	–	2205	2702326	
	8 x RJ45	–	–		–	2208	2702327	
	8 x RJ45	–	–		Conformal coating	2208C	1095627	
	7 x RJ45	1 x MM SC	–		–	2207-FX	2702328	
	7 x RJ45	1 x SM SC	–		–	2207-FX SM	2702329	
	6 x RJ45	2 x MM SC	–		–	2206-2FX	2702330	
	6 x RJ45	2 x MM SC	–		–	Conformal coating	2206C-2FX	1095628
	6 x RJ45	2 x SM SC	–		–	2206-2FX SM	2702331	
	6 x RJ45	2 x MM ST	–		–	2206-2FX ST	2702332	
	6 x RJ45	2 x SM ST	–		–	2206-2FX SM ST	2702333	
	6 x RJ45	2 x SFP	–		–	2206-2SFX	2702969	
	4 x RJ45	2 x SFP	2 x SFP/RJ45		–	2204-2TC-2SFX	2702334	
	16 x RJ45	–	–		–	2216	2702904	
	14 x RJ45	2 x MM SC	–		–	2214-2FX	2702905	
	14 x RJ45	2 x SM SC	–		–	2214-2FX SM	2702906	
	14 x RJ45	2 x SFP	–		–	2214-2SFX	1006188	
	12 x RJ45	2 x SFP	2 x SFP/RJ45	–	2212-2TC-2SFX	2702907		
	8 x RJ45	–	–	10/100/1000 Mbps	–	2308	2702652	
	6 x RJ45	2 x SFP	–		–	2306-2SFP	2702970	
	4 x RJ45	2 x SFP	2 x SFP/RJ45		–	2304-2GC-2SFP	2702653	
16 x RJ45	–	–	–		2316	2702909		
14 x RJ45	2 x SFP	–	–		2314-2SFP	1006191		
12 x RJ45	2 x SFP	2 x SFP/RJ45	–		2312-2GC-2SFP	2702910		
	8 x RJ45	–	–	10/100 Mbps	PROFINET preset, PROFINET status LEDs, PROFINET certified	2208 PN	1044024	
	6 x RJ45	2 x SFP	–			2206-2SFX PN	1044028	
	16 x RJ45	–	–			2216 PN	1044029	
	14 x RJ45	2 x SFP	–	2214-2SFX PN		1044030		
	8 x RJ45	–	–	10/100/1000 Mbps		2308 PN	1009220	
	6 x RJ45	2 x SFP	–			2306-2SFP PN	1009222	
	16 x RJ45	–	–			2316 PN	1031673	
14 x RJ45	2 x SFP	–	2314-2SFP PN		1031683			

# Product overview for managed switches


Features	Copper ports	FO ports	Combo ports	Port speed	Special features	Designation FL SWITCH...	Item No.
<b>Managed switches for use in flat control cabinets: FL SWITCH 2400 and 2500</b>							
Supply voltage: 19.2 V DC ... 32 V DC (redundant), temperature range: -40°C ... +70°C, IP20, downward port outlet direction, PROFINET Class B Approvals: DNV/GL, BV, ABS, LR, RINA							
	8 x RJ45	–	–	10/100 Mbps	–	2408	<a href="#">1043412</a>
	6 x RJ45	2 x SFP	–		–	2406-2SFX	<a href="#">1043414</a>
	4 x RJ45	2 x SFP	2 x SFP/RJ45		–	2404-2TC-2SFX	<a href="#">1088853</a>
	16 x RJ45	–	–		–	2416	<a href="#">1043416</a>
	14 x RJ45	2 x SFP	–		–	2414-2SFX	<a href="#">1043423</a>
	12 x RJ45	2 x SFP	2 x SFP/RJ45		–	2412-2TC-2SFX	<a href="#">1088875</a>
	8 x RJ45	–	–	10/100/1000 Mbps	–	2508	<a href="#">1043484</a>
	6 x RJ45	2 x SFP	–		–	2506-2SFP	<a href="#">1043491</a>
	4 x RJ45	2 x SFP	2 x SFP/RJ45		–	2504-2GC-2SFP	<a href="#">1088872</a>
	16 x RJ45	–	–		–	2516	<a href="#">1043496</a>
	14 x RJ45	2 x SFP	–		–	2514-2SFP	<a href="#">1043499</a>
	12 x RJ45	2 x SFP	2 x SFP/RJ45		–	2512-2GC-2SFP	<a href="#">1088856</a>
	8 x RJ45	–	–	10/100 Mbps	PROFINET preset, PROFINET status LEDs, PROFINET certified	2408 PN	<a href="#">1089133</a>
	6 x RJ45	2 x SFP	–			2406-2SFX PN	<a href="#">1089126</a>
	16 x RJ45	–	–			2416 PN	<a href="#">1089150</a>
	14 x RJ45	2 x SFP	–			2414-2SFX PN	<a href="#">1089139</a>
	8 x RJ45	–	–	10/100/1000 Mbps		2508 PN	<a href="#">1089134</a>
	6 x RJ45	2 x SFP	–			2506-2SFP PN	<a href="#">1089135</a>
	16 x RJ45	–	–			2516 PN	<a href="#">1089205</a>
	14 x RJ45	2 x SFP	–			2514-2SFP PN	<a href="#">1089154</a>



Features	Copper ports	FO ports	Combo ports	Port speed	Special features	Designation FL SWITCH...	Item No.
----------	--------------	----------	-------------	------------	------------------	-----------------------------	----------


### Robust managed switches with IP67: FL SWITCH 2600 and 2700

Supply voltage: 12 V DC ... 57 V DC (redundant), temperature range: -40°C ... +70°C, IP67, PROFINET Class B

	8 x M12	-	-	10/100 Mbps	-	2608	<a href="#">1106500</a>
		-	-		PROFINET preset and certified, status LEDs	2608 PN	<a href="#">1106616</a>
		-	-	10/100/1000 Mbps	-	2708	<a href="#">1106615</a>
		-	-		PROFINET preset and certified, status LEDs	2708 PN	<a href="#">1106610</a>

### Managed switches with real-time capability for Time Sensitive Networking


Supply voltage: 12 V DC ... 57 V DC, temperature range: -40°C ... +60°C, port outlet direction: front

	16 x RJ45	-	-	10/100/1000 Mbps	TSN functions (frame preemption, gPTP (IEEE 802.1AS), streams (in acc. with PROFINET V2.4))	TSN 2316	<a href="#">1232304</a>
-----------------------------------------------------------------------------------	-----------	---	---	------------------	------------------------------------------------------------------------------------------------------------	----------	-------------------------



Features	Copper ports	FO ports	Combo ports	Port speed	Special features	Designation FL SWITCH...	Item No.
----------	--------------	----------	----------------	------------	------------------	-----------------------------	----------

### Managed switches for infrastructure applications: FL SWITCH 3000 and 4000

Supply voltage: 24 V DC ... 48 V DC (redundant), extended temperature range: -40°C ... +75°C, IP20

	5 x RJ45	-	-	10/100 Mbps	-10°C ... +60°C	3005	<a href="#">2891030</a>
		-	-		ATEX, IECEX, C1D2	3005T	<a href="#">2891032</a>
	8 x RJ45	-	-		-10°C ... +60°C	3008	<a href="#">2891031</a>
		-	-		3016	<a href="#">2891058</a>	
		-	-		3008T	<a href="#">2891035</a>	
	6 x RJ45	2 x MM SC	-		ATEX, IECEX, C1D2	3006T-2FX	<a href="#">2891036</a>
		2 x MM ST	-		3006T-2FX ST	<a href="#">2891037</a>	
		2 x SM SC	-		3006T-2FX SM	<a href="#">2891060</a>	
	8 x RJ45	2 x SFP	-		10/100 Mbps (RJ45) 1000 Mbps (SFP)	4008T-2SFP	<a href="#">2891062</a>

# Product overview for managed switches

Features	Copper ports	FO ports	Combo ports	Port speed	Special features	Designation FL SWITCH...	Item No.	
<b>Managed Power over Ethernet switches: FL SWITCH 4000 PoE</b>								
Supply voltage: 52 V DC ... 57 V DC, extended temperature range: -40°C ... +75°C, IEEE 802.3 af/at (PoE+), prepared for IEEE 802.3 bt (PoE++)								
	4 x RJ45 (PoE)	1 x SFP		10/100 Mbps (RJ45) 1000 Mbps (SFP)	60 W per port, max. 180 W	4000T-4POE-SFP	<a href="#">1026924</a>	
	8 x RJ45 (PoE)	2 x SFP	–			4000T-8POE-2SFP	<a href="#">1026923</a>	
	8 x RJ45 (PoE), 4 x RJ45	4 x SFP		10/100/1000 Mbps	60 W per port, max. 240 W	4004T-8POE-4SFP	<a href="#">1026922</a>	
<b>Managed switches for PROFINET IRT: FL SWITCH IRT</b>								
Supply voltage: 18.5 V DC ... 30.2 V DC (redundant), temperature range: -25°C ... +60°C, IP20								
	4 x RJ45	–	–	10/100 Mbps	–	IRT 4TX	<a href="#">2700689</a>	
	2 x RJ45	2 x POF SC-RJ	–		–	IRT 2TX 2POF	<a href="#">2700691</a>	
	1 x RJ45	3 x POF SC-RJ	–		–	–	IRT TX 3POF	<a href="#">2700692</a>
			–		IP67	IRT IP TX/3POF	<a href="#">2700697</a>	
	4 x RJ45	–	–		IP67	IRT IP 4TX	<a href="#">2700694</a>	



## Easy configuration

The managed Switches enable configuration via web browser, SD card, SNMP, CLI, or controller.



## Common protocols supported

Phoenix Contact managed switches support functions for use in PROFINET and EtherNet/IP™ applications.



## Flexible transmission distance

Thanks to SFP ports and compatible SFP modules, you can adapt the switches to your application and bridge even large distances.

# Product overview for managed switches with routing function

Features	Copper ports	FO/combo ports	Port speed	Special features	Designation	Item No.
<b>Managed switches with routing functions: FL NAT 2000</b>						
Supply voltage: 18 V DC ... 32 V DC, temperature range: 0°C ... +60°C, IP20						
	8 x RJ45	–	10/100 Mbps	–	FL NAT 2008	<a href="#">2702881</a>
Supply voltage: 12 V DC ... 57 V DC, temperature range: -40°C ... +70°C, IP20, approvals: DNV/GL, BV, ABS, LR, NK, RINA, IECEx, ATEX zone 2						
	8 x RJ45	–	10/100 Mbps	Digital alarm output, Fast Ring Detection, Large Tree Support, MRP manager, up to 32 static VLANs, pool-based DHCP server and Option 82	FL NAT 2208	<a href="#">2702882</a>
	4 x RJ45	2 x combo ports (SFP or RJ45), 2 x SFP	10/100/1000 Mbps		FL NAT 2304-2GC-2SFP	<a href="#">2702981</a>
<b>Modular managed switches: FL SWITCH GHS</b>						
Supply voltage: 18.5 V DC ... 30.2 V DC, temperature range: -20°C ... +55°C, IP20						
	4 x RJ45	4 x combo ports (SFP or RJ45)	10/100/1000 Mbps	Can be extended up to 24 ports	FL SWITCH GHS 4G/12	<a href="#">2700271</a>
				Can be extended up to 24 ports, layer 3	FL SWITCH GHS 4G/12-L3	<a href="#">2700786</a>
	8 x RJ45	4 x SFP		Can be extended up to 28 ports	FL SWITCH GHS 12G/8	<a href="#">2989200</a>
				Can be extended up to 28 ports, layer 3	FL SWITCH GHS 12G/8-L3	<a href="#">2700787</a>
Features	Function	Port configuration	Connection direction	Light wavelength	Special features	Item No.
<b>Accessories for modular managed switches</b>						
	Extension module	–	–	–	For up to 4 media modules or 8 ports	<a href="#">2989307</a>
	Media module	2 x copper, RJ45	–	Downward	–	<a href="#">2832357</a>
				Front	–	<a href="#">2832344</a>
				Front	PoE	<a href="#">2832904</a>
		2 x FO, MM SC	–	Downward	1300 nm	<a href="#">2832425</a>
				Front		<a href="#">2832412</a>
				Downward		<a href="#">2832205</a>
	2 x FO, MM ST	–	Downward	<a href="#">2884033</a>		
2 x POF/PCF, SC-RJ	–	Downward	650 nm	<a href="#">2891084</a>		

# Power over Ethernet (PoE)


Power over Ethernet devices suitable for industrial use enable the combined transmission of power and data via an Ethernet connection (LAN). You can therefore integrate end devices, such as WLAN access points, IP phones, and IP cameras into your network quickly and cost-effectively.

**i** Web code: #1557



## Injectors

The compact stand-alone solution is available in various performance classes up to 60 watts. In addition to the RJ45 jack, the PoE injectors feature alternative connection technologies for the field cable and integrated surge protection.



## Unmanaged switches

The extended temperature range of the unmanaged PoE switches enables reliable operation in harsh environments. Furthermore, the switches have full Gigabit ports and jumbo frames that were developed specifically for the high data requirements of surveillance cameras.

## Smart Camera Box

The Smart Camera Box securely connects IP surveillance cameras to the video server. The Box integrates the functions of conventional connection boxes assembled with standard DIN rail devices into one compact device. This saves you time during planning and installation. The integrated mounting adapter for wall and mast mounting makes installation much easier and quicker. Numerous management and monitoring functions ensure reliable operation of the video system.







## Managed switches



The managed PoE switches offer a high degree of flexibility with multiple port constellations and high power budgets of 60 watts per port for the use of PoE-operated high-power devices. PoE-specific managed features make it possible to control, plan, and monitor devices from a remote location.

## Splitter

The PD 1001 PoE splitter splits data and power locally and therefore enables even non-PoE-capable devices to be installed in remote stations in an easy and inexpensive way.

## Product overview for PoE modules


Features	Connection method	Temperature range	Power budget	Special features	PoE standard	Designation	Item No.	
<b>PoE injector</b>								
	RJ45/RJ45	0°C ... +60°C	15/30 W	-	IEEE 802.3 af/at (PoE+)	INJ 1000	2703005	
			60 W		Prepared for IEEE 802.3 bt (PoE++)	INJ 1010	2703007	
			15/30 W	60 W	Electrical isolation in the power supply unit, ATEX	IEEE 802.3 af/at (PoE+)	INJ 1000T	2703006
						Prepared for IEEE 802.3 bt (PoE++)	INJ 1010T	2703008
			15/30 W	60 W		IEEE 802.3 af/at (PoE+)	INJ 1100T	2703009
			Prepared for IEEE 802.3 bt (PoE++)	INJ 1110T		2703010		
	RJ45/IDC	-40°C ... +75°C	15/30 W	Electrical isolation in the power supply unit, surge protection and shield current diagnostics, ATEX	IEEE 802.3 af/at (PoE+)	INJ 2102T	2703012	
			60 W		Prepared for IEEE 802.3 bt (PoE++)	INJ 2112T	2703014	
	RJ45/Push-in		15/30 W		IEEE 802.3 af/at (PoE+)	INJ 2103T	1004065	
			60 W		Prepared for IEEE 802.3 bt (PoE++)	INJ 2113T	1004066	
	RJ45/screw		15/30 W		IEEE 802.3 af/at (PoE+)	INJ 2101T	2703011	
			60 W		Prepared for IEEE 802.3 bt (PoE++)	INJ 2111T	2703013	

Features	Connection method	Transmission speed	Power budget	Special features	PoE standard	Designation	Item No.
<b>PoE splitter</b>							
Supply voltage: 24 V DC, extended temperature range: -40°C ... +70°C							
	RJ45/RJ45	10/100/1000 Mbps	30 W	-	IEEE 802.3 af/at (PoE+)	FL PD 1001 T GT	2891042
<b>PoE media module</b>							
	2 x RJ45	10/100 Mbps	15 W	-	IEEE 802.3af (PoE)	FL IF 2PSE-F	2832904


Features	Connection method	Transmission speed	Power budget	Special features	PoE standard	Designation	Item No.
----------	-------------------	--------------------	--------------	------------------	--------------	-------------	----------

### Unmanaged Power over Ethernet switches: FL SWITCH 1000 PoE

Supply voltage: 18 V DC ... 57 V DC, extended temperature range: -40°C ... +75°C


	4 x RJ45 (PoE), 1 x RJ45	10/100 Mbps	30 W per port, max. 120 W	–	IEEE 802.3 af/at (PoE+)	FL SWITCH 1001T-4POE	2891064
	2 x RJ45 (PoE), 2 x SFP	10/100/1000 Mbps	30 W per port, max. 60 W	52 V DC ... 57 V DC		FL SWITCH 1000T-2POE-GT- 2SFP	1026765
	4 x RJ45 (PoE), 1 x RJ45	10/100/1000 Mbps	30 W per port, max. 120 W	–		FL SWITCH 1001T-4POE-GT	1026937
	4 x RJ45 (PoE), 1 x RJ45, 1 x SFP	10/100/1000 Mbps	30 W per port, max. 120 W	–		FL SWITCH 1001T-4POE- GT-SFP	1026932

Supply voltage: 18 ... 57 V DC, extended temperature range: -10°C ... +60°C

	4 x RJ45 (PoE), 1 x RJ45	10/100/1000 Mbps	30 W per port, max. 120 W	Electrical isolation	IEEE 802.3 af/at (PoE+)	FL SWITCH 1001-4POE-GT	1102077
	8 x RJ45 (PoE)					FL SWITCH 1000-8POE-GT	1102079

### Managed Power over Ethernet switches: FL SWITCH 4000 PoE


Supply voltage: 52 V DC ... 57 V DC, extended temperature range: -40°C ... +70°C

	4 x RJ45 (PoE), 1 x SFP	10/100 Mbps (RJ45) 1000 Mbps (SFP)	60 W per port, max. 180 W	–	IEEE 802.3 af/at (PoE+)  Prepared for IEEE 802.3 bt (PoE++)	FL SWITCH 4000T-4POE-SFP	1026924
	8 x RJ45 (PoE), 2 x SFP	10/100 Mbps (RJ45) 1000 Mbps (SFP)	60 W per port, max. 180 W	–		FL SWITCH 4000T-8POE- 2SFP	1026923
	8 x RJ45 (PoE), 4 x RJ45, 4 x SFP	10/100/1000 Mbps	60 W per port, max. 240 W	–		FL SWITCH 4004T-8POE- 4SFP	1026922

Features	Uplink ports	Transmission speed	Power budget	PoE standard	PoE ports	Designation	Item No.
----------	--------------	--------------------	--------------	--------------	-----------	-------------	----------

### Smart Camera Box

Supply voltage: 100 V AC ... 240 V AC, temperature range: -40°C ... +70°C

	2 x FO	10/100/1000 Mbps	90 W per port (max. 165 W)	IEEE 802.3bt, at, af	4 x RJ45	SCX 4POE 2LX	1102626
					2 x RJ45	SCX 2POE 2LX	1108543
	2 x RJ45				4 x RJ45	SCX 4POE 2T	1108542
					2 x RJ45	SCX 2POE 2T	1108544

# Industrial Wireless

Industrial wireless systems open up new options for flexible and efficient automation solutions. With wireless LAN or Bluetooth, you can eliminate the need for expensive cable runs and integrate mobile devices easily and reliably into your automation network. Wireless Ethernet systems from Phoenix Contact ensure reliable communication even under harsh conditions and are optimized for fast and stable PROFINET and EtherNet/IP™ transmission.

In addition to a comprehensive range of products, we also offer you support to ensure the design of your individual wireless network is perfectly tailored to your requirements.

 Web code: #0562



## Bluetooth Low Energy

The FL BLE 1300 wireless module connects Bluetooth Low Energy sensor technology with Ethernet-capable controllers and computers. The robust and highly compact wireless module features an internal antenna and can therefore be mounted very easily via two M12 connections.



## Industrial Bluetooth

The EPA modules combine a reliable wireless module with an integrated antenna in a robust IP65 housing. This allows you to establish functionally safe communication via PROFI-safe or SafetyBridge Technology.



## Contactless power and data transmission

With NearFi couplers, power (24 V, 2 A) and real-time Ethernet data (100 Mbps, full duplex) can be transmitted across an air gap of a few centimeters.



## Your advantages

- ✓ Seamless and cost-effective integration into existing networks with flexible installation and configuration concepts
- ✓ Maximum reliability and availability with optimum properties for industrial applications
- ✓ Versatile use with Ethernet as the common communication standard – even for safety applications



## Industrial WLAN




The new WLAN 1100 and WLAN 2100 wireless modules make it easy to install a fast and stable WLAN network on your machines. The devices feature two integrated antennas and single-hole mounting, and are therefore particularly easy to mount. The 1010 and 2010 versions also feature an IP20 solution with external antennas and connections.


The WLAN 5110 access point combines maximum reliability, data throughput, and range in a compact metal housing. Central cluster management makes the configuration and maintenance of larger WLAN networks considerably easier.





# Product overview for Industrial Wireless

Features	Function	Frequency band	Data rate	Special features	Designation	Item No.
<b>Ethernet port adapter</b>						
Supply voltage: 9 V DC ... 30 V DC, extended temperature range: -40°C ... +65°C, IP65						
	Combined WLAN and Bluetooth wireless module	2.4 GHz and 5 GHz	Up to 65 Mbps	Internal antenna	FL EPA 2	1005955
				External antenna	FL EPA 2 RSMA	1005957
	Bluetooth wireless module	–	Up to 3 Mbps	Internal antenna	FL BT EPA 2	1005869
<b>Bluetooth Low Energy</b>						
Supply voltage: 9 V DC ... 32 V DC, extended temperature range: -40°C ... 65°C, IP65						
	Bluetooth LE 5.0 wireless module	2.4 GHz	–	Internal antenna	FL BLE 1300	1118418*
<b>Compact wireless module</b>						
Supply voltage: 9 V DC ... 32 V DC, WLAN access point and client						
	WLAN access point and client with IP54, 0°C ... +60°C	2.4 GHz and 5 GHz	Up to 300 Mbps	Internal antennas	FL WLAN 1100	2702534
				Internal antennas, USA and Canada only	FL WLAN 1101	2702538
	WLAN access point and client with IP65-IP68, -40°C ... +60°C			Internal antennas	FL WLAN 2100	2702535
	Internal antennas, USA and Canada only			FL WLAN 2101	2702540	
	WLAN access point and client with IP20, 0°C ... +60°C	2.4 GHz and 5 GHz	Up to 300 Mbps	External antennas	FL WLAN 1010	2702899*
				External antennas, USA and Canada only	FL WLAN 1011	2702900*
	WLAN access point and client with IP20, -40°C ... +60°C			External antennas	FL WLAN 2010	1119246*
				External antennas, USA and Canada only	FL WLAN 2011	1119248*
<b>High-performance wireless module: WLAN 5110</b>						
Supply voltage: 10 V DC ... 36 V DC, WLAN access point and client with RSMA connection for connecting external antennas, IP20						
	WLAN access point and client, -40°C ... +60°C	2.4 GHz and 5 GHz	Up to 300 Mbps	External antennas	FL WLAN 5110	1043193
External antennas, USA and Canada only				FL WLAN 5111	1043201	

# Product overview for NearFi couplers and accessories

	Function	Coupling type	Designation	Item No.
<b>Contactless power and data transmission</b>				
	24 V/2 A power and 100 Mbps Ethernet, full duplex	Base coupler	NEARFI PD 2A ETH B	1234224
		Remote coupler	NEARFI PD 2A ETH R	1234225
<b>Contactless power couplers</b>				
	24 V/2 A power	Base coupler	NEARFI P 2A B	1234226
		Remote coupler	NEARFI P 2A R	1234229
<b>Contactless data couplers</b>				
	100 Mbps Ethernet, full duplex	Base coupler	NEARFI D ETH B	1234232
		Remote coupler	NEARFI D ETH R	1234234

	Description	Features	Property	Item No.
<b>Control box sets for outdoor installation</b>				
	Set for constructing wireless systems	For industrial applications, IP65, with DIN rail, plugs, and screw connections, without devices	With omnidirectional antennas	1088098
			With omnidir. antennas and power supply unit	1088095
			With omnidirectional antennas and PoE splitter	1088097
			Without antenna accessories	2701204

	Description	Gain	Connection	Features	Item No.
<b>Accessories</b>					
<b>2.4 GHz antennas</b>					
	Omnidirectional antenna	2 dBi	RSMA (male) with 1.5 m cable	Temperature range: -40°C ... +70°C, degree of protection: min. IP65, incl. mounting bracket	2701362
	Omnidir. antenna, vandalism-proof	3 dBi	RSMA (male) with 1.5 m cable		2701358
	Bracket for wall mounting	–	For <a href="#">2701358</a>		2885870
	Omnidir. antenna, seawater-resistant	6 dBi	N (female)		2885919
<b>5 GHz antennas</b>					
	Omnidirectional antenna	5 dBi	N (female)	Temperature range: -40°C ... +70°C, degree of protection: min. IP65, incl. mounting bracket	2701347
<b>2.4 GHz and 5 GHz antennas</b>					
	Omnidirectional antenna	2.5 dBi at 2.4 GHz 5 dBi at 5 GHz	N (male)	Temperature range: -40°C ... +70°C, degree of protection: min. IP65, incl. mounting bracket	2701408
	Omnidir. antenna, vandalism-proof	Up to 6 dBi at 2.4 GHz, up to 8 dBi at 5.6 GHz	N (female)		2702898
	Panel dir. antenna, seawater-resistant	9 dBi	N (female)		2701186
<b>Leaky wave cables (LCX)</b>					
	Leaky wave cable 2.4 GHz	Longitudinal loss: 14.7 dB/100 m, coupling attenuation 95%: 60 dB, temperature range: -40°C ... +85°C			2702553
	Leaky wave cable 5 GHz	Longitudinal loss: 19.1 dB/100 m, coupling attenuation 95%: 71 dB, temperature range: -40°C ... +85°C			2702860

Further accessories can be found on our website: Web code: [#0569](#)

# Industrial security

Protect your systems against unauthorized access by people or malware with the mGuard security product family from Phoenix Contact. Use industrial router/firewall solutions and industrial-grade virus protection to protect your automation network.

The VPN-compatible devices also enable sensitive data to be transmitted in encrypted form, providing secure remote maintenance of machines over public networks.

 Web code: #1270



## Protection of machines and production cells

Use mGuard devices to protect your machines and production cells against unauthorized access – regardless of whether access is from the local network or via the Internet. A wide range of security functions as well as central management software help to easily increase the security level of your production facilities.

## Your advantages





- ✓ Can be integrated into a defense-in-depth concept in accordance with IEC 62443
- ✓ Can be retrofitted easily, thanks to stealth mode
- ✓ Central management software for global management of several thousand field devices
- ✓ Extremely secure, thanks to the active CVE (Common Vulnerabilities and Exposures) management process








### High-performance firewall

The Centerport is a high-performance firewall that can also be used as a central peer for up to 3000 VPN tunnels.

## Product overview for industrial security

Features	Port configuration	Port speed	VPN	Special features	Designation FL MGuard...	Item No.
<b>Basic security routers for the DIN rail: mGuard 1000</b>						
NAT, firewall						
	2 x RJ45	10/100/1000 Mbps	–	Easy Protect Mode, Firewall Assistant, Test Mode	1102	<a href="#">1153079</a>
	5 x RJ45				1105	<a href="#">1153078</a>
<b>Remote maintenance security routers for the DIN rail: mGuard RS2000</b>						
NAT, firewall, VPN (with and without cloud connection)						
	2 x RJ45	10/100 Mbps	–	Improved EMC properties	RS2000 TX/TX-B	<a href="#">2702139</a>
			Up to 2 parallel tunnels	–	RS2000 TX/TX VPN	<a href="#">2700642</a>
	4G cellular interface			RS2000 4G VPN	<a href="#">2903588</a>	
	Integrated 5-port switch (unmanaged)			RS2005 TX VPN	<a href="#">2701875</a>	
6 x RJ45						
<b>High-performance security routers for the DIN rail: mGuard RS4000</b>						
Extended scope of firewall functions (Deep Packet Inspection, user and conditional firewall, DMZ, etc.), can be extended with licenses						
	2 x RJ45	10/100 Mbps	Optional	–	RS4000 TX/TX	<a href="#">2700634</a>
			Up to 10 parallel tunnels (up to 250 as an option)	–	RS4000 TX/TX VPN	<a href="#">2200515</a>
				4G cellular interface	RS4000 4G VPN	<a href="#">2903586</a>
				Maritime approvals	RS4000 TX/TX VPN-M	<a href="#">2702465</a>
	Up to 250 VPN tunnels		ATEX and IECEx, extended temperature range and scope of functions	RS4000 TX/TX-P	<a href="#">2702259</a>	
	6 x RJ45		Optional	Up to 10 parallel tunnels (up to 250 as an option)	Integrated 4-port managed switch and DMZ port, extended temperature range	RS4004 TX/DTX
		RS4004 TX/DTX VPN	<a href="#">2701877</a>			
	2 x RJ45 2 x SFP	10/100/1000 Mbps	Optional	–	GT/GT	<a href="#">2700197</a>
			Up to 10 parallel tunnels (up to 250 as an option)	–	GT/GT VPN	<a href="#">2700198</a>

Features	Port configuration	Port speed	VPN	Special features	Designation FL MGuard...	Item No.
<b>High-performance security plug-in card for IPCs: mGuard PCI/PCIE</b>						
Extended scope of firewall functions (Deep Packet Inspection, user and conditional firewall, etc.), can be extended with licenses						
	2 x RJ45	10/100 Mbps	Up to 10 parallel tunnels (up to 250 as an option)	1:1 NAT, NAT, port forwarding, standard routing, stealth mode	PCI4000 VPN	2701275
					PCIE4000 VPN	2701278
<b>High-performance security routers as mobile version: mGuard SMART/Secure Client</b>						
Discrete hardware or secure customer software						
	2 x RJ45	10/100 Mbps	None, up to 250 as an option	USB, stealth mode	SMART2	2700640
			Up to 10 parallel tunnels (up to 250 as an option)		SMART2 VPN	2700639
	–	–	1 tunnel	Software for installation on the computer	SECURE VPN CLIENT LIC	2702579
<b>High-performance security router as a desktop version: mGuard DELTA</b>						
Secure VPN remote station						
	2 x RJ45	10/100 Mbps	Up to 10 parallel tunnels (up to 250 as an option)	Desktop device	DELTA TX/TX VPN	2700968
<b>High-performance security router for rack mounting: mGuard CENTERPORT</b>						
High-performance firewall, peer for up to 3000 VPN tunnels						
	4 x RJ45	10/100/1000 Mbps	None, up to 3000 as an option	19" rack	CENTERPORT	2702547
<b>Central device and patch management: mGuard Device Manager (MDM)</b>						
	The mGuard Device Manager provides support for the configuration, roll-out, and management of all mGuard devices. Create and manage all security-related mGuard settings centrally and then transfer them to the desired devices.			English	DM UNLIMITED	2981974

# Remote communication

Remote control technology and remote maintenance are important components of industrial communication solutions. They allow you to easily connect remote stations or remote system parts to your control center using different transmission paths.

Phoenix Contact provides you with a large range of industrial remote communication products for implementing your individual solution.


**i** Web code: #0499



## Remote maintenance via the Internet

The cloud clients and mGuard devices enable secure connection to the mGuard Secure Remote Service. Communication takes place via the operator network (Ethernet/WLAN) or cellular communication. While the cloud client can only connect to the mGuard Secure Remote Service, the mGuard devices also offer peer-independent VPN tunnels, NAT, and more powerful firewalls.





Remote maintenance: global, direct access to controllers and Ethernet networks



Remote control: secure and continuous transmission of process data to the control center







### Remote control via the cellular network

The TC ROUTER cellular routers enable robust data connections over 4G LTE networks. This allows you to establish a mobile broadband connection for highly flexible site networking even in harsh and demanding environments where a wired Internet connection is not available.


### Remote control via in-house cabling



With the Ethernet extender system, you can easily connect large IP networks over distances of up to 20 kilometers using existing 2-wire cables. The combination of unmanaged and managed extenders enables particularly cost-effective networking and central diagnostics of all devices and paths via IP.

## Product overview for remote maintenance

Features	Function	VPN tunnel	Internet access (WAN)	Special features	Designation	Item No.	
<b>Secure remote maintenance via the Internet with integrated firewall: mGuard and cloud client</b>							
 	Cloud client	1 tunnel to the mGuard Secure Remote Service	4G LTE EU	Device configuration via mGuard Secure Remote Service, simplified web interface	CLOUD CLIENT 2002T-4G EU	1234355	
			4G LTE Verizon, US		TC CLOUD CLIENT 1002-4G VZW	2702887	
			4G LTE AT&T, US		TC CLOUD CLIENT 1002-4G ATT	2702888	
			4G LTE EU + WLAN		CLOUD CLIENT 2102T-4G EU WLAN	1234357	
			WLAN		CLOUD CLIENT 2002T-WLAN	1234360	
	mGuard VPN router with integrated firewall	Up to 2 parallel tunnels		3G	2 SIM card slots	TC MGUARD RS2000 3G VPN	2903441
				4G LTE		TC MGUARD RS2000 4G VPN	2903588
		Up to 10 parallel tunnels (up to 250 as an option)		3G	Integrated WAN interface, scope of functions can be extended, 2 SIM card slots	TC MGUARD RS4000 3G VPN	2903440
				4G LTE		TC MGUARD RS4000 4G VPN	2903586
<b>Remote maintenance via the Internet: mGuard Secure VPN client</b>							
 	Cloud client	1 tunnel to the mGuard Secure Remote Service	Operator network (RJ45)	Device configuration via mGuard Secure Remote Service, simplified web interface	CLOUD CLIENT 1101-TX/TX	1221706	
	mGuard VPN router with integrated firewall	Up to 2 parallel tunnels		–	–	FL MGUARD RS2000 TX/TX VPN	2700642
				Integrated unmanaged switch	–	FL MGUARD RS2005 TX VPN	2701875
		Up to 10 parallel tunnels (up to 250 as an option)		–	–	FL MGUARD RS4000 TX/TX VPN	2200515
				Integrated managed switch	–	FL MGUARD RS4004 TX/DTX VPN	2701877
				Flat design, Gigabit-capable	–	FL MGUARD GT/GT VPN	2700198
				PCI format	–	FL MGUARD PCI4000 VPN	2701275
				PCIE format	–	FL MGUARD PCIE4000 VPN	2701278
				Portable, software-independent	–	FL MGUARD SMART2 VPN	2700639
				Desktop device	–	FL MGUARD DELTA TX/TX VPN	2700968
Up to 3000	–	–	FL MGUARD CENTERPORT	2702547			
<b>Remote maintenance via the Internet: mGuard Secure VPN client</b>							
Secure VPN connection for desktop, laptop, and tablet PC	1 tunnel	Internet	For Windows 10, 8.x, and 7	MGUARD SECURE VPN CLIENT LIC	2702579		

# Product overview for remote control

Features	Function	Firewall	Internet access (WAN)	Special features	Designation TC ROUTER...	Item No.
<b>Remote control via the Internet: TC routers</b>						
Temperature range: -40°C ... +70°C, data rate up to 150 Mbps						
	Industrial cellular router	•	4G LTE + operator network (RJ45)	European version	4002T-4G EU	<a href="#">1234352</a>
		•	4G LTE + operator network (WLAN/RJ45)		4102T-4G EU WLAN	<a href="#">1234353</a>
		•			4202T-4G EU WLAN	<a href="#">1234354</a>
		•	4G LTE	For Verizon Wireless	3002T-4G VZW	<a href="#">2702532</a>
		•		For AT&T	3002T-4G ATT	<a href="#">2702533</a>

Features	Managed/ unmanaged	Ports	Local diagnostics	Topologies	Surge protection	Remote diagnostics	Designation TC EXTENDER...	Item No.
<b>Remote control via in-house cables: Ethernet extenders</b>								
Any 2-wire cable up to 20 km, Plug and Play startup, VLAN and RSTP functionality from firmware 5.xx/Q4/2020								
	Managed	2 x SHDSL 4 x Ethernet	Display	Point-to-point, line, ring	SHDSL, integrated, can be replaced	Any location via IP	6004 ETH-2S	<a href="#">2702255</a>
		1 x SHDSL 1 x Ethernet		Point-to-point			4001 ETH-1S	<a href="#">2702253</a>
	Unmanaged	2 x SHDSL 1 x Ethernet	LED	Point-to-point, line, ring	–	Stationary connection via USB	2001 ETH-1S	<a href="#">2702409</a>

## mGuard Secure Remote Service

The cloud client and mGuard security appliances connect your machines to the mGuard Secure Remote Service securely over the Internet.

The cloud connects service personnel to their remote maintenance targets and offers a turnkey comprehensive VPN solution for operators, machine builders, and system manufacturers. Service personnel connect quickly and securely to machines, industrial PCs,

and controllers via a simple web interface. In addition, secure remote maintenance can be performed at any location and any time without requiring specialist IT knowledge.

The mGuard Secure Remote Service is available in EMEA countries as well as North and South America.



# Time server

The FL TIMESERVER makes time and location information available in the Ethernet network via NTP protocol. The time is received via GPS, Galileo, or GLONASS even without an Internet connection. The IP68 housing with integrated antenna is suitable for outdoor installation.

 Web code: #2459


## Your advantages

- ✓ NTP time server for Ethernet networks
- ✓ GNSS (Global Navigation Satellite System) receiver for GPS, Galileo, and GLONASS
- ✓ Location information can be obtained via NMEA, SNMP, or web-based management
- ✓ Diagnostic LEDs for power supply and satellite reception




# Product overview for time server

## NTP time server with GNSS receiver

	Main features	Designation	Item No.
	<ul style="list-style-type: none"> <li>• Power over Ethernet supply via the network cable</li> <li>• Alternative 10 ... 30 V DC supply</li> <li>• IP68 housing</li> <li>• Integrated antenna</li> <li>• Temperature range: -40°C ... +70°C</li> <li>• Outdoor installation including panel feed-through (40 mm diameter)</li> </ul>	FL TIMESERVER NTP	1107132

## Geolocation

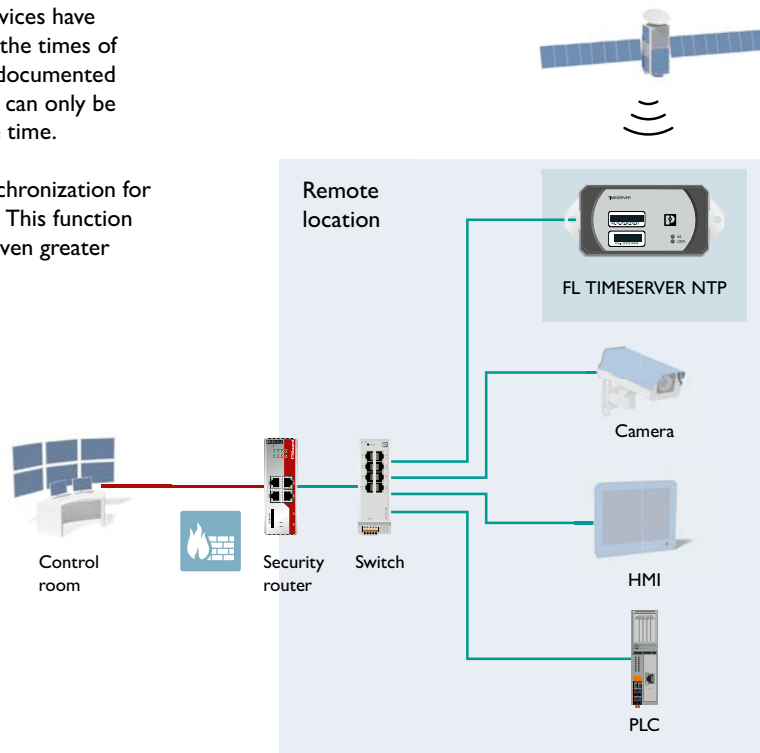
The FL TIMESERVER NTP provides precise geolocation information (GPS coordinates). This information can be used for determining the exact location, e.g., of containers, vehicles, and buildings. Precise position determination via web-based management, SNMP, NMEA, or JSON streaming.



## Time synchronization

In Ethernet networks, it is very important that all devices have an accurate, synchronized system time. This enables the times of all decentralized activities within the network to be documented with a high degree of accuracy. A sequence of events can only be displayed if all of the devices display exactly the same time.

The FL TIMESERVER NTP provides precise time synchronization for Ethernet devices in a network via the NTP protocol. This function does not require Internet access, which guarantees even greater security in the network.



# Protocol and interface converters

Device servers and gateways enable the easy integration of legacy serial devices and buses into modern Ethernet networks. The most common industrial data transmission protocols are supported, with various combinations of serial transmission.

Depending on the application, choose between simple device servers for interface conversion or gateways and proxies with integrated protocol conversion.

**i** Web code: #1909



## Converting serial interfaces

You can integrate any serial protocols into your Ethernet network using the serial device servers and gateways. Serial data can either be transmitted transparently over Ethernet or converted to Modbus/TCP, PROFINET, or EtherNet/IP™ using the gateways.

## Your advantages

- ✓ Universal use in various applications
- ✓ Network integration of serial devices via virtual COM ports
- ✓ Cable replacement in serial point-to-point connections
- ✓ Integration of serial devices into modern Ethernet protocols





### Converting the HART protocol

The new HART gateways convert the digital HART protocol into Ethernet protocols, HART-IP, Modbus/TCP, or PROFINET. This means you can easily parameterize and monitor HART field devices via Ethernet networks. Thanks to the modular HART to Ethernet gateway, you can connect up to 40 HART devices.







### Converting the PROFIBUS and INTERBUS protocols

Use the gateways and proxies to smoothly integrate PROFIBUS and INTERBUS applications into a PROFINET network. Our gateways for PROFI-safe also enable controller-independent and comprehensive integration of functional safety.

# Product overview for protocol and interface converters

	Protocol	Ethernet interface	Serial interface (RS-232/422/485)	Special features	Designation	Item No.
<b>Conversion of serial data into Ethernet data: Serial device servers</b>						
	Protocol transparent	1 x RJ45	1 x D-SUB 9	ATEX, IECEx, UL (Class I, Division 2)	FL COMSERVER BASIC	2313478
			2 x RJ45		2 x D-SUB 9	GW DEVICE SERVER 1E/1DB9
		4 x D-SUB 9			GW DEVICE SERVER 1E/2DB9	2702760
					GW DEVICE SERVER 2E/2DB9	2702761
		GW DEVICE SERVER 2E/4DB9	2702763			
<b>Conversion of serial protocols into Ethernet protocols: Gateways</b>						
	Modbus/RTU to Modbus/TCP	1 x RJ45	1 x D-SUB 9	ATEX, UL (Class I, Division 2)	FL COMSERVER UNI	2313452
		1 x RJ45	1 x D-SUB 9		GW MODBUS TCP/RTU 1E/1DB9	2702764
			2 x D-SUB 9		GW MODBUS TCP/RTU 1E/2DB9	2702765
		2 x RJ45	4 x D-SUB 9		GW MODBUS TCP/RTU 2E/2DB9	2702766
	GW MODBUS TCP/RTU 2E/4DB9		2702767			
	RAW, ASCII to Modbus/TCP	1 x RJ45	1 x D-SUB 9	GW MODBUS TCP/ASCII 1E/1DB9	2702768	
			2 x D-SUB 9	GW MODBUS TCP/ASCII 1E/2DB9	2702769	
		2 x RJ45	4 x D-SUB 9	GW MODBUS TCP/ASCII 2E/2DB9	2702770	
			GW MODBUS TCP/ASCII 2E/4DB9	2702771		
	RAW, ASCII to PROFINET	1 x RJ45	1 x D-SUB 9	GW PN/ASCII 1E/1DB9	1021080	
			2 x D-SUB 9	GW PN/ASCII 1E/2DB9	1021058	
		2 x RJ45	4 x D-SUB 9	GW PN/ASCII 2E/2DB9	1021056	
			GW PN/ASCII 2E/4DB9	1020882		
	RAW, ASCII to EtherNet/IP™	1 x RJ45	1 x D-SUB 9	GW EIP/ASCII 1E/1DB9	2702772	
			2 x D-SUB 9	GW EIP/ASCII 1E/2DB9	2702773	
		2 x RJ45	4 x D-SUB 9	GW EIP/ASCII 2E/2DB9	2702774	
			GW EIP/ASCII 2E/4DB9	2702776		
	Modbus RTU/ASCII/TCP to EtherNet/IP™	1 x RJ45	1 x D-SUB 9	GW EIP/MODBUS 1E/1DB9	1062540	
			2 x D-SUB 9	GW EIP/MODBUS 1E/2DB9	1062423	
		2 x RJ45	4 x D-SUB 9	GW EIP/MODBUS 2E/2DB9	1062380	
GW EIP/MODBUS 2E/4DB9			1062388			




	Protocol	Ethernet interface	Second interface	Special features	Designation	Item No.
<b>Conversion of serial protocols into Ethernet protocols: Gateways</b>						
	Modbus RTU/ ASCII/TCP to PROFINET	1 x RJ45	1 x D-SUB 9	ATEX, IECEx, UL (Class I, Division 2)	GW PN/MODBUS 1E/1DB9	1105707
			2 x D-SUB 9		GW PN/MODBUS 1E/2DB9	1105708
		2 x RJ45	4 x D-SUB 9		GW PN/MODBUS 2E/2DB9	1105709
					GW PN/MODBUS 2E/4DB9	1105710
	PROFIBUS DP to PROFINET	1 x RJ45	1 x D-SUB 9 up to 12 Mbps	FDT/DTM	GW PN/DP 1E/2DB9	1108712
	IO-Link to PROFINET, Modbus/TCP, and OPC UA	2 x RJ45	8 x DI	–	IOL MA8 PN DI8	1072838
	IO-Link to EtherNet/IP™, Modbus/TCP, and OPC UA	2 x RJ45	8 x DI	–	IOL MA8 EIP DI8	1072839
	PROFIBUS PA to PROFINET	2 x RJ45	–	Bus coupler	AXL P BK PN AF	2316390
		–	–	Power distributor	AXL P FBPS BASE	2316393
		–	–	Power module	AXL P FBPS 28DC/0.5A	2316394
		–	–	Termination resistor	AXL P TERM PAIR	2316402
	HART to Modbus/TCP, PROFINET, HART IP, FDT/DTM, OPC UA	1 x RJ45	–	Head station, supports five extension modules	GW PL ETH/ BASIC-BUS	2702321
		1 x RJ45	–		GW PL ETH/ UNI-BUS	2702233
		–	HART, 4-channel	Extension module	GW PL HART4-BUS	2702234
		–		Extension module with 250 Ω internal input resistance	GW PL HART4-R-BUS	2702879
		–	4-channel, digital inputs and outputs	Extension module	GW PL DIO4-BUS	2702237
		–	HART, 8-channel	Extension module with analog loop supply	GW PL HART8+AI-BUS	2702236
		–		Extension module	GW PL HART8-BUS	2702235
		–		Extension module with 250 Ω internal input resistance	GW PL HART8-R-BUS	2702880
	INTERBUS to PROFINET	4 x RJ45 10/100 Mbps	1 x F-SMA 500 Kbps/2 Mbps (can be selected)	Conformance class B	FL NP PND- 4TX IB-LK	2985929
	INTERBUS to PROFINET	4 x RJ45 10/100 Mbps	1 x D-SUB 9 500 Kbps/2 Mbps (can be selected)		FL NP PND- 4TX IB	2985974

# Network management software

Configure and monitor your system intuitively using software tools from Phoenix Contact. We also offer a wide range of solutions that enable you to efficiently use Ethernet networks in automation systems.

Benefit from easy configuration and startup of your network components with the FL Network Manager and mGuard Device Manager software.

With the SNMP/OPC software, you can ensure reliable communication between network management tools, automation hardware, and visualization software.



 Web code: #1560



## Your advantages

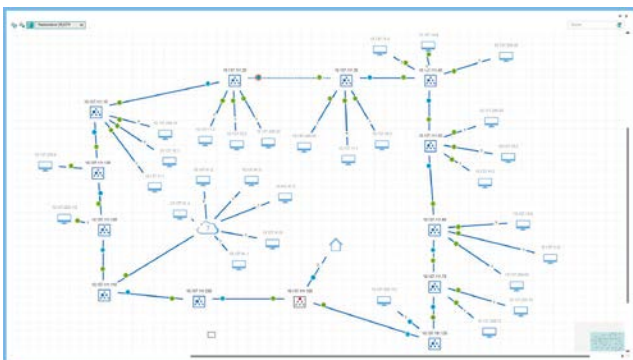
- ✓ Fast diagnostics with continuous querying of the network devices
- ✓ Reduced downtimes and failure times, thanks to shorter response time in the network
- ✓ Direct access to the individual web interfaces of the devices
- ✓ Error detection even for temporary errors in the network

# Product overview for software

	Description	Language	Basis	Item No.
<b>Network configuration and startup: FL Network Manager</b>				
	<p>Start up your network quickly and easily with the FL Network Manager software. The software provides support for the scanning and display of existing networks, the IP assignment and configuration of multiple devices, handling configuration files, and firmware updates.</p>	English	SNMP	2702889
<b>mGuard configuration and startup: mGuard Device Manager</b>				
	<p>The mGuard Device Manager provides support for the configuration, roll-out, and management of all mGuard devices. Create and manage all security-related mGuard settings centrally and then transfer them to the desired devices.</p>	English	–	2981974

## Network Manager

The use of managed switches or WLAN components always involves configuration effort. The Network Manager makes it easier to deal with the growing number of managed devices in a network, as network components can be monitored, configured, and kept up to date using one tool. To also satisfy industrial Ethernet protocols EtherNet/IP™ and PROFINET, IP assignment is integrated via DHCP and DCP. To check the configuration, a topology with redundancy diagnostics can be displayed.



## Startup support for the mGuard Device Manager

The mGuard Device Manager is ideal for rolling out and managing large groups of mGuard devices that are configured identically. Widely distributed installations with thousands of systems can be implemented quickly and efficiently. For easy initial startup of the software, support from a member of the Phoenix Contact team by means of remote access is included.



# Surge protection

To ensure uninterrupted production, all the relevant data and signals must be transmitted reliably. In addition to unauthorized access and malware, overvoltages caused by lightning strikes or switching operations also pose a danger to your network. In particular where cabling extends beyond a building, it is primarily the devices that are connected to an Ethernet cable that are at risk.

Protect your components with surge protection from Phoenix Contact to avoid the expense of repairs and system downtimes and the loss of important data.




**i** Web code: #0145



## Your advantages

- ✓ Protection in accordance with Class E<sub>A</sub> (CAT6<sub>A</sub>)
- ✓ Reliable transmission up to 10 Gbps
- ✓ Power over Ethernet (PoE+) “Mode A” and “Mode B”
- ✓ RJ45 intermediate plug with separate grounding cable and ground connection snap-on foot for NS 35 DIN rails

# Product overview for surge protection

Description	IEC test classif. EN type	Maximum continuous voltage	Nominal discharge current	Features	Designation	Item No.
<b>DATATRAB adapter/DIN rail module</b>						
Ethernet (10GBase-T) and PoE, token ring, CDDI, in accordance with Class E <sub>A</sub> /CAT6 <sub>A</sub>						
	B2/C1/C2/C3/D1	3.3 V DC	100 A/2 kA	1 port	DT-LAN-CAT.6+	2881007
<b>DATATRAB 19" versions</b>						
Ethernet (1000Base-T), token ring, CDDI, in accordance with Class D/CAT5e, EN 50173						
	C1/C2/C3	6 V DC	350 A/350 A	24 ports	D-LAN-19"-24	2838791
				16 ports	D-LAN-19"-16	2880147
				8 ports	D-LAN-19"-8	2880163
<b>PLUGTRAB type 3 protective device</b>						
Type 3 surge protection for 1-phase power supplies						
	III/T3	230 V AC	5 kA	Plug, base element	PLT-SEC-T3-230-FM-UT	2907919
		120 V AC			PLT-SEC-T3-120-FM-UT	2907918

## Microelectronics are at particular risk

Sensitive electronic components are the most commonly affected by damage caused by overvoltages.



## Customized use

The DATATRAB series can be used as an adapter or DIN rail module.



# Installation technology

In addition to reliable active components, a high-performance network requires a robust installation. Phoenix Contact installation technology provides you with all the necessary components for implementing industrial networks.

**i** Web code: #1561



## Injectors


The compact stand-alone solution is available in various performance classes up to 60 watts. In addition to the RJ45 jack, the PoE injectors feature alternative connection technologies for the field cable and integrated surge protection.

## Patch panels

Ethernet patch panels enable quick and easy connection between your field and control cabinet cabling. In the covered wiring space, IDC, Push-in, or screw connection simplifies installation of the field cable. As an option, these interface modules are also available with surge protection and shield current monitoring.

## SFP modules


SFP (small form-factor pluggable) modules enable you to flexibly use the SFP ports of your Ethernet switches. Whether you require singlemode or multimode transmission, Fast Ethernet or Gigabit, Phoenix Contact offers the right SFP modules for your application.



## Network isolators

The FL ISOLATOR electrically isolates copper-based Ethernet devices with transmission speeds of up to 1 Gbps. The Ethernet isolator is simply installed upstream of the network device that is to be protected. High-voltage areas in power distributions up to 4 kV can thus be safely decoupled from the data network, for example, and equipotential bonding currents avoided.

# Product overview for installation technology

	Connection method	Temperature range	Power budget	Special features	PoE standard	Designation	Item No.	
<b>PoE injector</b>								
	RJ45/RJ45	0°C ... +55°C	2 x 15 W	Electrical isolation in the power supply unit	IEEE 802.3 af	FL PSE 2TX	2891013	
		0°C ... +60°C	15/30 W	-	IEEE 802.3 af/at (PoE+)	INJ 1000	2703005	
			60 W		Prepared for PoE bt (PoE++)	INJ 1010	2703007	
		-40°C ... +75°C	15/30 W	60 W	-	IEEE 802.3 af/at (PoE+)	INJ 1000-T	2703006
						Prepared for PoE bt (PoE++)	INJ 1010-T	2703008
			15/30 W	60 W	Electrical isolation in the power supply unit, ATEX	IEEE 802.3 af/at (PoE+)	INJ 1100-T	2703009
						Prepared for PoE bt (PoE++)	INJ 1110-T	2703010
		15/30 W	60 W	-	-	IEEE 802.3 af/at (PoE+)	INJ 2102-T	2703012
						Prepared for PoE bt (PoE++)	INJ 2112-T	2703014
		RJ45 / Push-in	15/30 W	60 W	Electrical isolation in the power supply unit, surge protection and shield current diagnostics, ATEX	IEEE 802.3 af/at (PoE+)	INJ 2103-T	1004065
Prepared for PoE bt (PoE++)	INJ 2113-T					1004066		
RJ45 / screw	15/30 W	60 W	-	-	IEEE 802.3 af/at (PoE+)	INJ 2101-T	2703011	
					Prepared for PoE bt (PoE++)	INJ 2111-T	2703013	



## Electrical isolation

The high-quality isolation protects your installation from short circuits on the supply side.



## Wide-range input






The injectors feature redundant feed-in, 18 to 57 V DC is possible.




## Surge protection

The integrated surge protection reliably protects the connected network.



	Connection method	Description	Shielding	Cable shield connection	Surge protection	Designation	Item No.
<b>Patch panels</b>							
	RJ45/RJ45	Standard Ethernet patch panel, 8-pos., 10/100/1000 Mbps, ATEX	Directly on the DIN rail	Via RJ45 jack	No	PP-RJ-RJ	2703015
	RJ45/screw			Tool-free via shield contact spring		PP-RJ-SC	2703016
	RJ45/Push-in					PP-RJ-SCC	2703018
	RJ45/IDC			PP-RJ-IDC		2703019	
	RJ45/RJ45	Function version Ethernet patch panel 8-pos., 10/100/1000 Mbps, ATEX	Directly on the DIN rail	Via RJ45 jack	Integrated	PP-RJ-RJ-F	2703020
	RJ45/screw			PP-RJ-SC-F		2703021	
	RJ45/Push-in	With surge protection and shield current diagnostics		Tool-free via shield contact spring		PP-RJ-SCC-F	2703022
	RJ45/IDC					PP-RJ-IDC-F	2703023
	RJ45/screw	4-pos., 10/100 Mbps	Directly on the DIN rail	Clamp with screws	No	FL CAT5 TERMINAL BOX	2744610
	RJ45/screw	8-pos., 10/100/1000 Mbps, ATEX	Either directly on DIN rail or via RC combination			FL-PP-RJ45-SC	2901643
RJ45/spring-cage connection	8-pos., 10/100/1000 Mbps					FL-PP-RJ45-SCC	2901642
RJ45/LSA	FL-PP-RJ45-LSA	2901645					
	RJ45/RJ45	8-pos., 10/100/1000 Mbps, ATEX	Continuous shield	Via RJ45 jack	FL-PP-RJ45/RJ45	2901646	
	RJ45/RJ45	Extended temperature range of -40°C ... +85°C, narrow overall width			FL-PP-RJ45/RJ45-B	2904933	
	RJ45/spring-cage connection	Cable sharing module with front cable outlet	Either directly on DIN rail or via RC combination	Clamp with screws	FL-PP-RJ45-SCC/SC041	2903532	
	RJ45/spring-cage connection	Cable sharing module with upward cable outlet			FL-PP-RJ45-SCC/SC045	2904577	



### Tool-free shield connection

Connect the cable shielding to the DIN rail without tools – with strain relief assured at the same time.



### Shield current diagnostics




The reliable display of hazardous shield currents increases the safety of your installation.

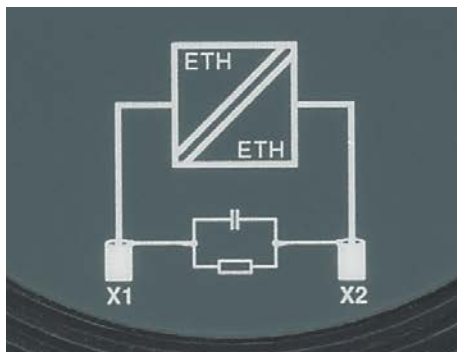


### Quick and easy installation

Installation takes 60% less time, thanks to the patented cable connection technology.

# Product overview for installation technology

	Electrical isolation	Approvals	Connection method	Transmission speed	Features	Designation FL ISOLATOR	Item No.
<b>Ethernet isolators</b>							
	Up to 4 kV	EN 50155 – rolling stock, EN 50121 – rail	M12/M12 D-coded	10/100 Mbps	Wall mounting	100-M12	2902985
	–	–	–	–	Adapter for DIN rail mounting	FL EPA RMS	2701133
	Up to 4 kV	EN 50155 – rolling stock, EN 50121 – rail	RJ45/RJ45	10/100/1000 Mbps	–	1000-RJ/RJ	2313915
				10/100 Mbps	–	100-RJ/RJ	2313931
	Up to 4 kV	EN 50155 – rolling stock, EN 50121 – rail	RJ45/screw	10/100 Mbps	–	100-RJ/SC	2313928



## Protect network devices

With the high-quality isolation for up to 4 kV, you can protect your Ethernet devices and interfaces and increase immunity.




## Flexible mounting

Available either as a DIN rail module with RJ45 connection or for wall mounting with an M12 connection.



## Approved for railway applications

Thanks to vibration-resistant M12 connection technology, railway requirements are satisfied in accordance with EN 50155 and EN 50121.


	Port	Transmission speed	Transmission distance	Wavelength	Special features	Designation FL SFP...	Item No.
<b>Accessories: SFP modules</b>							
	LC MM	100 Mbps	2 km	1310 nm	–	FX	<a href="#">2891081</a>
	LC SM		40 km		–	FX SM	<a href="#">2891082</a>
	LC SM (WDM)		20 km	1310/1550 nm	WDM module A	FE WDM20-A	<a href="#">2702437</a>
		1550/1310 nm		WDM module B	FE WDM20-B	<a href="#">2702438</a>	
		1310/1550 nm, 1550/1310 nm		WDM module A and B	FE WDM20-SET	<a href="#">2702439</a>	
	LC MM	1000 Mbps	1 km	850 nm	–	SX	<a href="#">2891754</a>
			2 km	1310 nm	–	SX2	<a href="#">2702397</a>
	10 km		–		LX10-B	<a href="#">1025401</a>	
	30 km		–		LX	<a href="#">2891767</a>	
	40 km		–		LX40	<a href="#">1113081</a>	
	80 km		1550 nm		Long haul	LH	<a href="#">2989912</a>
	LC SM (WDM)		10 km	1310/1550 nm	WDM module A	WDM10-A	<a href="#">2702440</a>
		1550/1310 nm		WDM module B	WDM10-B	<a href="#">2702441</a>	
		1310/1550 nm, 1550/1310 nm		WDM module A and B	WDM10-SET	<a href="#">2702442</a>	
	RJ45		100 m	–	–	GT	<a href="#">2989420</a>

# Copper-based data cabling for networks and fieldbuses

Complex automation processes call for high volumes of data at ever-increasing transmission speeds. Benefit now from high-performance connectors and cables designed for assembly on site.


Whether future-proof high-speed cabling up to 10 Gbps or innovative hybrid cabling – we have the perfect solution for your automation network.

**i** Web code: #0297



## Fast assembly

Fast assembly without special tools with IDC and pierce fast connection.



## Wide range of connectors

From SPE and RJ45 through USB, HDMI, coaxial, and D-SUB to M12.





## Flexible device connection

Flexible device connection, thanks to versatile housing feed-throughs for devices and control cabinets.

## Your advantages

- ✓ Up to 10 Gbps
- ✓ Solutions from IP20 to IP69K
- ✓ 4- and 8-pos. versions
- ✓ IDC, Push-in, or pierce connection
- ✓ 360° shielding concepts




### Reliable protection

Reliable protection against extreme temperatures, liquids, vibrations, and UV light.



### Fast data transmission

Fast data transmission with data rates up to 10 Gbps and components that meet the CAT6<sub>A</sub> standard.











### Special shielding concepts

Special shielding concepts with 360° EMC shielding guarantee a high level of resistance to EMI and ESD.






	Cable outlet	Ethernet	PROFINET	Material	AWG	Connection method	Data rate	Item No.
<b>Connectors</b>								
	Straight	•	–	Plastic, gray	27 ... 24	Crimp connection	Up to 1 Gbps CAT5	1414382*
		•	–				Up to 10 Gbps CAT6 <sub>A</sub>	1414395*
	Straight	•	–	Plastic, black	26 ... 24	IDC fast connection	Up to 10 Gbps CAT6 <sub>A</sub>	1419001
		•	–	Plastic, gray	26 ... 23		Up to 1 Gbps CAT5	1656725
		•	–	Plastic, black				1658008
		–	•	Plastic, gray	22		Up to 100 Mbps CAT5	1658435
	Downward	•	–	Die-cast zinc	26 ... 24	Up to 1 Gbps CAT5	1421607	
		•	•		23 ... 22		1421126	
	Downward	•	–	Die-cast zinc	26 ... 24	Up to 1 Gbps CAT5	1421877	
		•	•		23 ... 22		1421128	
	Upward	•	–	Die-cast zinc	26 ... 24	Up to 1 Gbps CAT5	1421876	
		•	•		23 ... 22		1421127	
	Straight	•	–	Die-cast zinc	26 ... 24	Up to 10 Gbps CAT6 <sub>A</sub>	1149846	
		•	•		23 ... 22		1149847	
<b>Panel-mount frames</b>								
	–	•	•	Plastic, gray	–	Square panel cutout	–	1689433
<b>Socket inserts</b>								
	Straight	•	•	Metal	26 ... 22	Cable module	Up to 10 Gbps CAT6 <sub>A</sub>	1419021
	Straight	•	•		–	Coupler module	Up to 1 Gbps CAT5	1689064
	Straight	•	•		–		Up to 10 Gbps CAT6 <sub>A</sub>	1086108

\* Tool 1653265 required

	Mounting type	Specification	Item No.
<b>Modular distribution panels</b>			
	19" mounting	Patch bay with plastic brackets	1407994
		Patch bay with metal brackets, gray	1409283
<b>Patch panels</b>			
	19" mounting	Patch panel for Freenet modules, 16 installation slots, unassembled	1652994
		Patch panel for socket inserts, adapter-free, 24 installation slots, unassembled, gray	1422978
		Patch panel for socket inserts, adapter-free, 24 installation slots, unassembled, black	1422979
	DIN rail mounting	Housing that integrates RJ45 and FO module inserts	1041740
		Housing with cable module, up to 10 Gbps CAT6 <sub>A</sub>	1100077
<b>Terminal boxes for Freenet modules</b>			
	Surface mounting	Unassembled for 2 modules	1653003
	Flush mounting	Unassembled for 2 modules	1653016
<b>Socket inserts</b>			
	Adapter-free	Cable module, up to 10 Gbps CAT6 <sub>A</sub>	1417274
	Freenet system	Cable module, up to 10 Gbps CAT6 <sub>A</sub>	1418984
	Freenet system	Cable module, up to 1 Gbps CAT5	1652936
	Adapter-free	Cable module, up to 10 Gbps CAT6 <sub>A</sub>	1041760
	Freenet system		1086111








	Soldering process	Orientation	Specification	Item No. without LED	Item No. with LED	Item No. without LED, short solder contacts	Item No. with LED, short solder contacts
<b>RJ45 INDUSTRIAL PCB jacks</b>							
	Wave/THR	90° horizontal	Housing shield springs: Yes	1099280	1099281	1321248	1321246
			Housing shield springs: No	1091946	1091950	1321104	1321101
		180° vertical	Housing shield springs: Yes	1099279	1099282	1321249	1321247
			Housing shield springs: No	1091942	1091947	1321106	1321102
<b>RJ45 single-port PCB jacks</b>							
	Wave	180° vertical	–	1149872	1149871	–	–
		90° horizontal	Locking clip at top	1149870	1149867	–	–
			Locking clip at bottom	1149868	1149866	–	–
	Wave/THR	180° vertical	–	–	–	1337238	1337239
		90° horizontal	Top	–	–	1337240	1337243
	SMD	180° vertical	–	1149611	–	–	–
		90° horizontal	Locking clip at top	1149882	1149873	–	–
			Locking clip at bottom	1149874	–	–	–
<b>RJ45 multi-port PCB jacks</b>							
	Wave	90° horizontal	2 RJ45 ports, locking clip at top	1149858	1149854	–	–
			2 RJ45 ports, locking clip at bottom	1149855	1149852	–	–
			4 RJ45 ports, locking clip at top	1149851	1149848	–	–
			4 RJ45 ports, locking clip at bottom	1149849	1149616	–	–
	Wave/THR		2 RJ45 ports, locking clip at top	–	–	1337251	1337254



	Cable outlet	Material	AWG	Connection method	Data rate	Specification	Item No.		
<b>Connectors</b>									
	Straight	Die-cast zinc	26 ... 24	IDC fast connection	Up to 10 Gbps CAT6 <sub>A</sub>	Push-pull (version 14)	1149841		
			23 ... 22				1149843		
	Angled, downward		26 ... 24		IDC fast connection		Up to 1 Gbps CAT5	1422661	
			23 ... 22					1422664	
	Angled, upward		26 ... 24				IDC fast connection	Up to 1 Gbps CAT5	1422662
			23 ... 22						1422665
	Straight		26 ... 24	Crimp connection				Up to 10 Gbps CAT6 <sub>A</sub>	1422663
			23 ... 22						1422667
	Straight		26 ... 24	Crimp connection	Up to 10 Gbps CAT6 <sub>A</sub>			1403367	
			23 ... 22					1422108*	
	Straight	26 ... 24	Crimp connection	Up to 10 Gbps CAT6 <sub>A</sub>	1422108*				
		23 ... 22			1403366				
<b>Panel-mount frames</b>									
	Straight	Die-cast zinc	26 ... 22	Square panel cutout	Assembled, CAT6 <sub>A</sub> , socket insert, cable connection	Freenet	1413961		
			–		Assembled, CAT6 <sub>A</sub> , socket insert, coupler module		1413962		
–	Unassembled, for PCB modules		1413963						
	–		–	Round panel cutout	Unassembled, for Freenet modules		1405222		
<b>Socket inserts</b>									
	Straight	Die-cast zinc	–	Cable module	Up to 1 Gbps CAT5	Freenet	1652936		
			–		Up to 10 Gbps CAT6 <sub>A</sub>		1418984		
	–		–	Coupler module	Up to 10 Gbps CAT6 <sub>A</sub>		1086111		
<b>Couplings</b>									
	Straight	Die-cast aluminum	–	1 x RJ45, 1 x RJ45	Up to 1 Gbps CAT5	Push-pull (version 14)	1405183		
<b>Multi-ports</b>									
	Straight	Die-cast aluminum	22 ... 26	Cable module	Up to 10 Gbps CAT6 <sub>A</sub>	1 x RJ45	1403678		
			–	Coupler module	Up to 1 Gbps CAT5	1 x RJ45, 1 x power	1403682		
			–	Coupler module	Up to 1 Gbps CAT5	1 x RJ45, 1 x RJ45	1403685		
<b>Terminal outlets</b>									
	Straight	Die-cast aluminum	22 ... 26	Cable module	Up to 1 Gbps CAT5	2 x RJ45	1404281		

\* Tool 1653265 required







	Material	AWG	Connection method	Data rate	Features	Item No.
<b>Connectors</b>						
	Plastic, gray	23 ... 26	IDC fast connection	Up to 1 Gbps CAT5	–	1656990
		24 ... 27	Crimp connection		Up to 10 Gbps CAT6 <sub>A</sub>	–
	Plastic, black	23 ... 26	IDC fast connection	Up to 1 Gbps CAT5	–	1658493
		24 ... 27	Crimp connection		Up to 10 Gbps CAT6 <sub>A</sub>	–
						1414410
<b>Panel-mount frames</b>						
	Plastic, gray	–	Round panel cutout	–	For Keystone modules	1689844
		–		–	For Freenet modules	1653744
	Plastic, black	–		–	For Keystone modules	1658053
		–		–	For Freenet modules	1658668
	Plastic, gray	–	Square panel cutout	–	For Keystone modules	1689080
		–		–	For PCB modules	1689446
	Plastic, black	–		–	For Keystone modules	1658642
		–		–	For PCB modules	1658655
<b>Socket inserts</b>						
		22 ... 24	Cable module	Up to 1 Gbps CAT5	Freenet module	1652936
		22 ... 26		Up to 10 Gbps CAT6 <sub>A</sub>		1418984
	Metal	–	Coupler module	Up to 1 Gbps CAT5	Keystone module	1689064
		–		Up to 1 Gbps CAT6		1419022
		–		Up to 10 Gbps CAT6 <sub>A</sub>	Freenet module	1086108
		–				1086111
<b>Couplings</b>						
	Plastic, gray	–	Coupling	Up to 1 Gbps CAT5	1 x RJ45/RJ45	1689268
	Plastic, black	–			1 x RJ45/RJ45	1658684
<b>Terminal outlets</b>						
	Die-cast aluminum	22 ... 24	IDC fast connection	Up to 1 Gbps CAT5	2 x RJ45	1404278

	IP20 cables			IP65/IP67 cables			
							
	Free cable end	RJ45 connector, straight	RJ45 connector, angled	RJ45 connector, version 14, metal	RJ45 connector, version 14, plastic	M12 male, straight	M12 male, angled


### IP20 cables, variable cable length

	RJ45 connector, straight	1411857	1411861	1411862	1411863	1411864	1408639	1408613
	RJ45 connector, angled	1411858	1411862	1411865	–	–	1408638	1408612

### IP65/IP67 cables, variable cable length

	RJ45 connector, version 14, metal	1411859	1411863	–	1411866	–	1408636	1408610
	RJ45 connector, version 14, plastic	1411860	1411864	–	–	1411867	1408635	1408609
	M12 male, straight	1408640	1408639	1408638	1408636	1408635	1408634	1408608
	M12 male, angled	1408633	1408632	1408631	1408628	1408626	1408625	1408624
	M12 female, straight	1408623	1408622	1408621	1408619	1408618	1408617	1408616
	M12 female, angled	1408615	1408613	1408612	1408610	1408609	1408608	1408607

### IP65/IP67 cables, limited cable length

















	M12 flush-type female connector, rear mounting	1 m, 1437779	0.5 m, 1404367	–	–	–	–	–
		2 m, 1437782	1 m, 1404368	–	–	–	–	–
		5 m, 1437795	5 m, 1404369	–	–	–	–	–

### PROFINET cable, type 93B

The type 93B PROFINET cable is designed for flexible installation and is oil-resistant to a degree. It is UV-resistant for 1,200 seconds in accordance with UL 1581, which makes it suitable for outdoor use.

Its transmission properties meet CAT5.














- Outer sheath material: PVC
- Minimum bending radius: 7 x D
- Tested at: +20°C ... +25°C

		IP20 cables			IP65/IP67 cables			
								
		Free cable end	RJ45 connector	RJ45 connector, version 6	RJ45 connector, version 14, metal	RJ45 connector, version 14, plastic	M12 male, straight	M12 male, angled
<b>IP20 cables, variable cable length</b>								
	RJ45 connector	1411838	1411842	1411843	1411844	1411845	1408681	1408674
<b>IP65/IP67 cables, variable cable length</b>								
	RJ45 connector, version 6	1411839	1411843	1411846	–	–	1408679	1408671
	RJ45 connector, version 14, metal	1411840	1411844	–	1411847	–	1408678	1408670
	RJ45 connector, version 14, plastic	1411841	1411845	–	–	1411848	1408677	1408668
	M12 male, straight	1408682	1408681	1408679	1408678	1408677	1408676	1408667
	M12 male, angled	1408675	1408674	1408671	1408670	1408668	1408667	1408666
	M12 female, straight	1408665	1408664	1408662	–	1408660	1408659	1408658
	M12 female, angled	1408657	1408655	1408653	1408652	1408651	1408650	1408649
<b>IP65/IP67 cables, limited cable length, 5 m</b>								
	M12 flush-type female connector, rear mounting	1407877	1412082	–	1412503	1412590	–	–

## Ethernet cable, type 94B

The type 94B Ethernet cable is designed for flexible installation. The cable is resistant to oil and chemicals, and is flame-retardant. Its transmission properties meet CAT5.



- Outer sheath material: PUR
- Minimum bending radius: 5 × D








		IP20 cables			IP65/IP67 cables					
										
		Free cable end	RJ45 connector	RJ45 connec., version 6, plastic	RJ45 connec., version 14, metal	RJ45 connec., version 14, plastic	M12 male, straight	M12 male, angled	M12 female, straight	M12 female, angled
<b>IP65/IP67 cables, variable cable length</b>										
	Free cable end	–	1411853	1415639	1415637	1415638	1408648	1 m 1080716 2 m 1080717 5 m 1080718 10 m 1080719	1 m 1080728 2 m 1080729 5 m 1080731 10 m 1080732	1 m 1080746 2 m 1080747 5 m 1080748 10 m 1080750
	RJ45 connector, plastic	1411853	1411854	1414321	1411855	1411856	–	–	1 m 1080733 2 m 1080734 5 m 1080736 10 m 1080737	–
	RJ45 connector, version 6	1415639	1414321	1414322	–	–	–	–	–	–
	RJ45 connector, version 14, metal	1415637	1411855	–	1414323	–	–	–	1 m 1080738 2 m 1080739 5 m 1080740 10 m 1080741	–
	RJ45 connector, version 14, plastic	1415638	1411856	–	–	1414324	–	–	–	–
	M12 male, straight	1408648	1408647	–	1408646	1408645	1408644	1 m 1080724 2 m 1080725 5 m 1080726 10 m 1080727	1 m 1080742 2 m 1080743 5 m 1080744 10 m 1080745	1 m 1080751 2 m 1080752 5 m 1080753 10 m 1080754
	M12 male, angled	1 m 1080716 2 m 1080717 5 m 1080718 10 m 1080719	–	–	–	–	1 m 1080724 2 m 1080725 5 m 1080726 10 m 1080727	1 m 1080720 2 m 1080721 5 m 1080722 10 m 1080723	–	–
<b>IP65/IP67 cables, limited cable length</b>										
	M12 flush-type female connector, rear mounting	1 m 1424148	–	–	–	–	–	–	–	–
		2 m 1424151	–	–	–	–	–	–	–	–
		5 m 1424164	–	–	–	–	–	–	–	–

## Ethernet cable, type 94F

The type 94F Ethernet cable is designed for flexible installation. The cable is resistant to oil and chemicals, and is flame-retardant. It is also halogen-free, and its transmission properties meet CAT6<sub>A</sub>.






- Outer sheath material: PUR
- Minimum bending radius: 10 x D

RJ45 office/building patch cables									
									
<b>Transmission</b>	CAT5 (up to 1 Gbps)					CAT6 <sub>A</sub> (up to 10 Gbps)			
<b>Sheath material</b>	LSZH								
<b>Cable structure</b>	4 x 2 x AWG 26/7								
<b>Shielding</b>	S/UTP					S/FTP			
<b>Length</b>	0.3 m	1227558	5.0 m	1227564	0.3 m	1227572	5.0 m	1227583	
	0.5 m	1227559	7.5 m	1227565	0.5 m	1227573	7.5 m	1227585	
	1.0 m	1227560	10.0 m	1227566	1.0 m	1227575	10.0 m	1227588	
	1.5 m	1227561	12.5 m	1227567	1.5 m	1227578	12.5 m	1227590	
	2.0 m	1227562	15.0 m	1227570	2.0 m	1227580	15.0 m	1227591	
	3.0 m	1227563	20.0 m	1227571	3.0 m	1227581	20.0 m	1227593	



Cable overview: RJ45 INDUSTRIAL							
Cable	93B	93C	93M	93K	93R	94C	94F
<b>Schema</b>							
<b>Sheath</b>	PVC	PUR	PUR	PVC	PUR	PUR	PUR
<b>Number of positions</b>	4	4	4	4	4	8	8
<b>Design</b>	AWG 22/7	AWG 22/19	AWG 22/7	AWG 22/7	AWG 22/7	AWG 26/7	AWG 26/7
<b>Shielding</b>	SFTQ	SFTQ	SFTQ	SFTQ	SFTQ	SF/UTP	S/FTP
<b>Protocol</b>	PROFINET	PROFINET	PROFINET	Sercos	PROFINET	Ethernet	Ethernet
<b>Transmission category</b>	CAT5 (100 Mbps)	CAT5 (100 Mbps)	CAT5 (100 Mbps)	CAT5 (100 Mbps)	CAT5 (100 Mbps)	CAT5 (1 Gbps)	CAT6 <sub>A</sub> (10 Gbps)
<b>Application</b>	Type B Flexible	Type C Drag chain	Type B Flexible	Type B Flexible	Type R Robot	Type C Drag chain	Type B Flexible




Detailed information on our cables can be found in the technical data for the item in our web shop




RJ45 INDUSTRIAL patch cables										
										
<b>Item No.</b>	1247656	1247661	1247629	1247649	1247658	1247660	1247630	1247634	1247639	1247647
<b>Cable</b> Configurable length between 0.5 and 50 m	93B 93K 93M 93C 93R	93B 93K 93M 93C 93R	93B 93K 93M 93C 93R	93B 93K 93M 93C 93R	93B 93K 93M 93C 93R	93B 93K 93M 93C 93R	93B 93K 93M 93C 93R	93B 93K 93M 93C 93R	94C 94F	94C 94F

Patch cables					
					
<b>Version</b>	USB 2.0	USB 3.2 Gen. 1		USB 3.2 Gen. 2	HDMI high speed with Ethernet channel
<b>Head 1 type</b>	Type A			Type C	HDMI type A
<b>Head 2 type</b>	Type A		Type C		HDMI type A
<b>Sheath material</b>	PVC				–
<b>0.3 m</b>	1333130	1333148	1333158	1333194	1332077
<b>0.5 m</b>	1333131	1333150	1333160	1333195	1332078
<b>1.0 m</b>	1333136	1333151	1333165	1333197	1332079
<b>1.5 m</b>	1333137	1333153	1333166	1333210*	1332081
<b>1.8 m</b>	1333138	1333155	1333185	1333211*	1332082
<b>2.0 m</b>	1333139	1333156	1333187	1333213*	1332083
<b>3.0 m</b>	1333140	1333157	1333190	1333214*	1332084
<b>5.0 m</b>	1333145	–	–	–	1332086

\* USB 3.2 Gen. 1

Device connectors							
							
<b>Version</b>	USB 2.0				USB 3.2 Gen. 1		
<b>Type</b>	Type A						
<b>Orientation</b>	90° horizontal	90° vertical	180° vertical	90° horizontal	90° horizontal	180° vertical	90° vertical
<b>Soldering process</b>	Wave			SMD	THR		
<b>Item No.</b>	1332630	1332631	1332632	1332634	1332637	1332638	1332636

Device connectors						
						
<b>Version</b>	USB 3.2 Gen. 2			HDMI 2.0		
<b>Type</b>	Type C			HDMI type A		
<b>Orientation</b>	90° horizontal	180° vertical		90° horizontal	90°	180°
<b>Soldering process</b>	SMD/THR	SMD		SMD	SMD	
<b>Item No.</b>	1332643	1332645		1332646	1332071	1332073

M12 connectors										
		Push-in connection		IDC connection		Piercecon connection		Screw connection		
										
		Straight	Angled	Straight	Angled	Straight	Angled	Straight	Angled	
Networks										
Ethernet	CAT5, 4-pos.	Male			1411066	1553624			1521261	
		Female			1411069	1553637				
	CAT5, 8-pos.	Male			1421679	1553653				
		Female			1421680	1553666				
	CAT6 <sub>A</sub> , 8-pos.	Male			1411043		1417430	1417443		
		Female			1414586					
PROFINET	Male	1424682	1424684	1411068	1554539			1521261		
	Female	1424683	1424685	1411071	1554542					
VARAN	Male			1429130	1429156					
	Female			1429143	1429169					
Fieldbuses										
INTERBUS	Male	1424674	1424675					1507764	1430417	
	Female	1424676	1424677					1507777	1430420	
PROFIBUS	Male	1424678	1424679	1413931				1507764	1430417	
	Female	1424680	1424681	1413932				1507777	1430420	
CANopen®, DeviceNet™	Male	1424670	1424671	1422759				1508352		
	Female	1424672	1424673	1422760				1508365		
CC-Link	Male	1424699								
	Female	1424700								







# Coaxial cables







Assembled coaxial cables						
						
Head 1	N (m)	N (f) BH	N (m)	N (f) BH	N (m)	SMA (m)
Head 2	N (m)	R-SMA (m)	R-SMA (m)	SMA (m)	SMA (m)	SMA (f)
0.5 m	1340122	1340129	1340130	1340138	1340139	
1.0 m			1340131		1340143	
1.5 m			1340133			
2.0 m			1340135			
3.0 m	1340123		1340136		1340144	
5.0 m	1340124		1340137		1340147	1340149
10 m	1340125					1340148
15 m	1340126					
30 m	1340127					

# M12, device connectors, IP65/IP67






			Wave soldering		THR soldering	
						
Networks			Male	Female	Male	Female
Ethernet	CAT5, 4-pos.		1456514	1456527	1552214*	1551451*
	CAT5, 4-pos., cable type 93E	2 m	–	–	–	–
	CAT5, 8-pos.		1456530	1456543	1557578	1557549
	CAT5, 8-pos., cable type 94B	5 m	–	–	–	–
	CAT5, 8-pos., cable type 94C	2 m	–	–	–	–
	CAT6 <sub>A</sub> , 8-pos.		–	1424177	–	1402457*
	CAT6 <sub>A</sub> , 8-pos., cable type 94F	0.5 m	–	–	–	–
	CAT6 <sub>A</sub> , 8-pos., cable type 94F	1 m	–	–	–	–
	CAT6 <sub>A</sub> , 8-pos., cable type 94F	2 m	–	–	–	–
	CAT6 <sub>A</sub> , 8-pos., cable type 94F	5 m	–	–	–	–
	CAT5, 8-pos., hybrid		–	1407503	–	1405225*
	CAT5, 8-pos., hybrid, cable type 94H	0.5 m	–	–	–	–
	CAT5, 8-pos., hybrid, cable type 94H	1 m	–	–	–	–
	CAT5, 8-pos., hybrid, cable type 94H	2 m	–	–	–	–
	CAT5, 8-pos., hybrid, cable type 94H	5 m	–	–	–	–
PROFINET	4-pos.		1456556	1456569	1552175	1542648
	4-pos., cable type 93B	0.5 m	–	–	–	–
	4-pos., cable type 93B	1 m	–	–	–	–
	4-pos., cable type 93B	2 m	–	–	–	–
	4-pos., cable type 93B	5 m	–	–	–	–
	4-pos., cable type 93C	2 m	–	–	–	–
	4-pos., cable type 93R	3 m	–	–	–	–
Sercos	4-pos.		1457979	1457966	–	–
	4-pos., cable type 93K		–	–	–	–
	4-pos., cable type 93K		–	–	–	–
	4-pos., cable type 93K		–	–	–	–
	4-pos., cable type 93K		–	–	–	–
EtherCAT®	4-pos.		1456556	1456569	–	–
	4-pos., cable type 93K		–	–	–	–
	4-pos., cable type 93K		–	–	–	–
	4-pos., cable type 93K		–	–	–	–
	4-pos., cable type 93K		–	–	–	–
<b>M12 for fieldbuses</b>			<b>Male</b>	<b>Female</b>	<b>Male</b>	<b>Female</b>
<b>PROFIBUS</b>	5-pos.	0.5 m	1456475	1456488	–	–
<b>INTERBUS</b>	5-pos.	0.5 m	1456572	1456585	–	–
<b>CANopen® EtherNet/IP™</b>	5-pos.	0.5 m	1456491	1456501	–	–
<b>CC-Link</b>	4-pos.		1457856	1457869	–	–
<b>FOUNDATION Fieldbus</b>	4-pos.		1457872	–	–	–

SMD soldering		Bulkheads, M12 to RJ45					
							
Male	Female	Straight	Angled	Male	Female	Male	Female
1411956*	1411950*	-	-	-	-	1411592	1411585
-	-	-	-	-	1405866	-	-
-	-	1414396	1414393	-	-	-	-
-	-	-	-	-	1407877	-	-
-	-	-	-	-	1412820	-	-
-	1411964*	1404549	1404548	-	-	-	-
-	-	-	-	-	1424135	-	-
-	-	-	-	-	1424148	-	-
-	-	-	-	-	1424151	-	-
-	-	-	-	-	1424164	-	-
-	1411965*	-	-	-	-	-	1407618
-	-	-	-	-	1407504	-	-
-	-	-	-	-	1407505	-	-
-	-	-	-	-	1407506	-	-
-	-	-	-	-	1407507	-	-
-	-	1414398	1414397	-	-	-	-
-	-	-	-	1437805	1437766	-	-
-	-	-	-	1437818	1437779	-	-
-	-	-	-	1437821	1437782	-	-
-	-	-	-	1437834	1437795	-	-
-	-	-	-	-	1416209	-	-
-	-	-	-	-	1416263	-	-
-	-	-	-	-	-	-	-
-	-	-	-	1419158	1419154	-	-
-	-	-	-	1419159	1419155	-	-
-	-	-	-	1419160	1419156	-	-
-	-	-	-	1419161	1419157	-	-
-	-	-	-	-	-	-	-
-	-	-	-	1419138	1419134	-	-
-	-	-	-	1419139	1419135	-	-
-	-	-	-	1419140	1419136	-	-
-	-	-	-	1419141	1419137	-	-
Male	Female	Straight	Angled	Male	Female	Male	Female
-	-	-	-	1534342	1534384	-	-
-	-	-	-	1534504	1534546	-	-
-	-	-	-	1534423	1534465	-	-
-	-	-	-	-	-	-	-
-	-	-	-	-	-	1431432	1431429

## Assembled cables for Ethernet networks

	Cable structure	Conduc. structure/ signal line	Description	By the meter	100 m ring
<b>93E</b>					
	2 x 2 x AWG 28	7 x 0.25 m	Ethernet cable for flexible installation. The cable is halogen-free, oil-resistant, and its transmission properties meet CAT5e.	1416415	1416305
<b>94A</b>					
	4 x 2 x AWG 24	Solid, twisted pair	Ethernet cable for fixed installation. The cable's transmission properties meet CAT5e.	1416415	1416305
<b>94B</b>					
	4 x 2 x AWG 28	7 x 0.25 mm	Ethernet cable for flexible installation. The cable is resistant to oil and chemicals, and is flame-retardant. Its transmission properties meet CAT5e.	1417333	1416567
<b>94D</b>					
	4 x 2 x AWG 26	7 x 0.18 m, twisted pair	Ethernet cable for flexible installation. The cable is oil-resistant to a degree. It is UV-resistant in accordance with UL 1581 Sec. 1200 and therefore also suitable for outdoor use. The cable's transmission properties meet CAT5e.	1416444	1416334
<b>94E</b>					
	4 x 2 x AWG 23	Solid, twisted pair	Ethernet cable for fixed installation. The cable is resistant to oil and chemicals, and is flame-retardant. It is also halogen-free, and its transmission properties meet CAT6 <sub>A</sub> .	1416460	1416334
<b>94F</b>					
	4 x 2 x AWG 26	7 x 0.16 mm, twisted pair	Ethernet cable for flexible installation. The cable is resistant to oil and chemicals, and is flame-retardant. It is also halogen-free, and its transmission properties meet CAT6 <sub>A</sub> .	1417359	1416347

## Assembled cables for PROFINET networks

	Cable structure	Conduc. structure/ signal line	Description	By the meter	100 m ring
<b>93A</b>					
	4 x AWG 22	Solid	PROFINET cable for fixed installation. The cable is flame-retardant and its transmission properties meet CAT5e.	1416486	1416392
<b>93B</b>					
	4 x AWG 22	7 x 0.25 mm	PROFINET cable for flexible installation. The cable is oil-resistant to a degree. It is UV-resistant in accordance with UL 1581 Sec. 1200 and therefore also suitable for outdoor use. The cable's transmission properties meet CAT5e.	1417362	1416389
<b>93C</b>					
	4 x AWG 22	7 x 0.25 mm	PROFINET cable for use in drag chains. The cable is halogen-free and oil-resistant. It is UV-resistant and therefore suitable for outdoor use. The cable's transmission properties meet CAT5e.	1417491	1416376
<b>93R</b>					
	4 x AWG 22	19 x 0.15 mm	PROFINET cable for robot applications. The cable is oil-resistant to a degree. It is UV-resistant in accordance with UL 1581 Sec. 1200 and therefore also suitable for outdoor use. The cable's transmission properties meet CAT5e.	1417388	1416363
<b>937</b>					
	4 x AWG 22	7 x 0.25 mm	PROFINET cable for railway applications. The cable is oil-resistant. It meets fire safety standard BS 6853. The cable's transmission properties meet CAT5e.	1402687	1416363

# FO-based data cabling for networks and fieldbuses


High transmission speed, low attenuation, resistance to electromagnetic interference: FO cables are a modern transmission medium for industrial systems and infrastructure applications. Whatever the fiber type or interface – you can choose the right connection technology from our extensive portfolio.

**i** Web code: #0298



## Wide choice of versions

Wide choice of versions from SC-RJ, LC, SC, F-SMA to ST, plus POF, PCF, and GOF fiber types.



## Comprehensive range of cables

Extensive range of cables for all applications, networks, and standard interfaces.




## Fast assembly

Fast assembly in the field using professional tools.

## Your advantages

- ✓ Transmission speeds of up to 40 Gbps
- ✓ Solutions for IP20, IP65/IP67, and IP68
- ✓ For all common fiber types
- ✓ Maximum protection against the effects of EMI and ESD
- ✓ The right fiber type can be selected for your application (POF, PCF, GOF multimode, GOF singlemode)



### Reliable protection

Reliable protection against extreme temperatures, liquids, and UV light.



### High-quality patch cables

Large selection of patch cable versions for all typical connection methods.



### High packing density

High packing density and large splice tray in splice boxes for DIN rail and 19" mounting.

	Cable outlet	Material	Connection method	Data rate	Specification	Item No.
<b>Connectors</b>						
	Straight	Die-cast zinc	POF	Up to 100 Mbps	–	1407896
	Angled, downward		POF		–	1407902
	Angled, upward		POF		–	1408028
<b>Panel-mount frames</b>						
	–	Die-cast zinc	Round panel cutout	–	Assembled, with coupler module, for POF, PCF, and GOF	1405235
	–		Square panel cutout	–	Assembled, with coupler module, for POF, PCF, and GOF	1413964
	–		Square panel cutout	–	Unassembled, for AVAGO transceiver	1413981
<b>Coupling</b>						
	–	Die-cast zinc	–	–	1 x SC-RJ 1 x SC-RJ	1405206
<b>Tool sets</b>						
	–	–	–	–	For POF	1658820
	–	–	–	–	For PCF	2708876



# SC-RJ, snap-in locking (V6), IP65/IP67

 Web code: #0334

	Material	Connection method	Data rate	Specification	Item No.
<b>Connectors</b>					
	Plastic	POF	Up to 100 Mbps	–	1657009
<b>Panel-mount frames</b>					
	Plastic, gray	Round panel cutout	–	Unassembled, for Freenet modules	1653744
				Unassembled, for AVAGO transceiver	1658545
	Plastic, black			Unassembled, for Freenet modules	1658668
<b>Socket insert for panel-mount frames</b>					
	Plastic	POF, PCF, and GOF	–	Freenet coupler module	1652978
<b>Coupling</b>					
	Plastic	–	–	1 x SC-RJ 1 x SC-RJ	1410050
<b>Tool sets</b>					
	–	–	–	For POF	1658820






For further information and our video animation on FO-based data connectors:  
Simply enter the web code in the search field on our website.

 Web code: #0298

	Function	Fiber type	Specification	Item No.
<b>LC</b>				
	Connector	GOF	Multimode	1089521
			Singlemode PC	1089520
			Singlemode APC	1089519
	Coupling		Multimode	1207355
			Multimode metal	1208069
			Singlemode PC	1208073
			Singlemode APC	1208077
<b>SC</b>				
	Connector	GOF	Multimode	1089518
			Singlemode PC	1089517
			Singlemode APC	1089516
		PCF	–	2313779
	Coupling	GOF, PCF, POF	–	2901788
			GOF	Multimode
		Multimode metal	1208083	
		Singlemode PC	1208086	
Singlemode APC	1208088			
<b>SC-RJ</b>				
	Connector	PCF	SC, SC-RJ (Ø 2 mm ... 3 mm)	1411304
			SC, SC-RJ (Ø 2.2 mm)	1404087
			SC-RJ (Ø 2.9 mm)	1654866
		POF	SC-RJ (Ø 2.2 mm)	1654879
	Coupling	GOF, PCF, POF	–	1652978
<b>F-SMA</b>				
	Connector	PCF	Ø 2.9 mm	2799487
		POF	–	2799720
	Coupling	GOF, PCF, POF	–	2799416
<b>ST (B-FOC)</b>				
	Connector	PCF	Ø 2.2 mm	2313782
			Ø 2.9 mm	2708481
	Coupling		GOF, PCF, POF	–
<b>Tool sets</b>				
	Tool set	GOF	Multimode and singlemode	1089515
		PCF	SC, SC-RJ (Ø 2 mm ... 3 mm)	1411051
			SC, SC-RJ (Ø 2.2 mm), SC-RJ (Ø 2.9 mm)	2708876
			ST (Ø 2.2 mm), ST (Ø 2.9 mm)	2708465
			F-SMA (Ø 2.9 mm)	2799526
		POF	SC-RJ	1658820
			F-SMA	2744131


## FO, patch panels and socket inserts, IP20


**i** Web code: #0336
















	Mounting type	Material	Specification	Item No.
<b>Patch panels</b>				
	DIN rail mounting	Plastic, gray	Incl. coupler module, SC-RJ, for POF, PCF, and GOF	1658121
	19" mounting		16 installation slots, for Freenet modules, unassembled	1652994
<b>Terminal boxes for Freenet modules</b>				
	Surface mounting	Plastic, white	Unassembled, for 2 modules	1653003
	Flush mounting		Unassembled, for 2 modules	1653016
<b>Socket inserts, Freenet modules</b>				
	Coupling module	-	SC-RJ, for POF, PCF, and GOF	1654358
			LC duplex, multimode	2700312
			LC duplex, singlemode	2700313

## FO, splice boxes, IP20





















**i** Web code: #0336


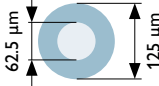







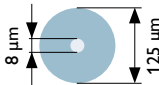
<b>FO splice boxes, FDX 20 series, IP20</b>						
						
	<b>DIN rail mounting</b>					
	6 x LC duplex	12 x LC duplex	6 x SC duplex	6 x ST duplex 6 x SC duplex	6 x ST duplex 6 x ST duplex	6 x LSH duplex
<b>Without pigtails, multimode, polymer couplings</b>	1019710	1019705	1019686			
<b>Without pigtails, multimode, metal couplings</b>	1343385		1343387	1343388	1343383	
<b>Without pigtails, singlemode, polymer couplings</b>	1343386		1084827			
<b>Without pigtails, singlemode, metal couplings</b>					1343384	
<b>OM1 (G62.5/125 µm)</b>	1343377		1343380	1019684		
<b>OM2 (G50/125 µm)</b>	1019713	1019709	1019700	1019683		
<b>OM3 (G50/125 µm)</b>	1343378		1343381			
<b>OM4 (G50/125 µm)</b>	1019712	1019708	1019698			
<b>OS2 PC (E9/125 µm)</b>	1019711	1019707	1019692	1019682		
<b>OS2 APC (E9/125 µm)</b>	1083665		1343382			1019680

FO splice boxes, FDX 20 series, 19" mounting						
						
	12 x LC duplex	24 x LC duplex	12 x SC duplex	24 x SC duplex	12 x ST duplex	24 x ST duplex
<b>OM1 (G62.5/125 μm)</b>					1145399	1145389
<b>OM2 (G50/125 μm)</b>	1145416	1145375	1145408	1145407	1145398	1145397
<b>OM4 (G50/125 μm)</b>	1145415	1145413	1145406	1145403		
<b>OS2 (PC) (E9/125 μm)</b>	1145411	1145409	1143631	1145400	1145395	1145392

FO patch cables (length: 1.0 m*)						
						
<b>Description</b>	<b>OM1</b>			<b>OM2</b>		
<b>Type</b>	LC	SC	ST	LC	SC	ST
<b>LC</b>	1146497	1146498	1146499	1115633	1115607	1115588
<b>SC</b>	1146498	1146504		1115607	1115536	1115574
<b>ST</b>	1146499		1146501	1115588	1115574	1115560
						
<b>Description</b>	<b>OM3</b>			<b>OM4</b>		
<b>Type</b>	LC	SC	ST	LC	SC	ST
<b>LC</b>	1185473	1185480		1115625	1115601	
<b>SC</b>	1185480	1185485		1115601	1115424	
<b>ST</b>						
						
<b>Description</b>	<b>OS2 UPC</b>			<b>OS2 APC</b>		
<b>Type</b>	LC	SC	ST	LC	SC	ST
<b>LC</b>	1115636	1115618	1115596	1115630	1115613	
<b>SC</b>	1115618	1115550	1115582	1115613	1115544	
<b>ST</b>	1115596	1115582	1115565			

# FO, fiberglass zip cords, singlemode, IP20


FO cables by the meter										
										
Type	Loose tube (new)									
Fiber category	OM1	OM2	OM3	OM4	OS2	OM1	OM2	OM3	OM4	OS2
Number of fibers	12					24				
Item No.	1286223	1286222	1286221	1286220	1286219	1286217	1286215	1286214	1286211	1286210
										
Type	Full breakout				Mini breakout (new)		Zip cord			
Fiber category	OM2			PCF	OM4		OM1	OM2	OM3	OM4
Number of fibers	2	2	4	2	12	24	2			
Item No.	1406429	1406430	1406431	1406432	1286209	1286208	1411566	1411561	1411563	1411564

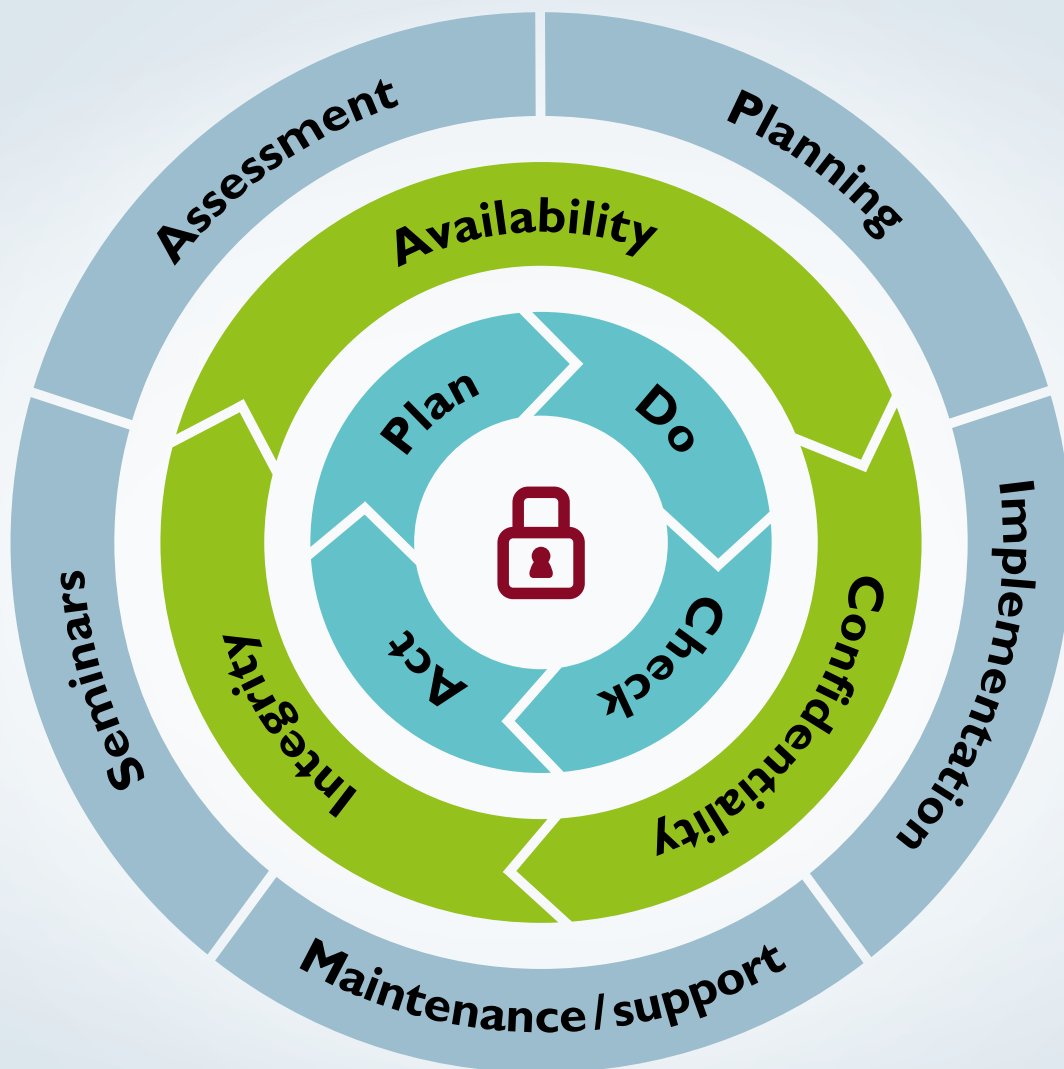
Zip cord fiber classes					
Multimode	Fiber structure	Sheath color	Fiber category	Typical range	Typical wavelength
		Orange	OM1	1000Base-SX: min. 350 m 1000Base-LX: min. 550 m	850 nm 1300 nm
		Orange	OM2	1000Base-SX: min. 525 m 1000Base-LX: min. 1000 m	850 nm 1300 nm
		Aqua	OM3	1000Base-SX: min. 1000 m 1000Base-LX: min. 550 m 10GBase-SX: min. 300 m	850 nm 1300 nm
		Heather violet	OM4	1000Base-SX: min. 1040 m 1000Base-LX: min. 600 m 10GBase-SX: min. 550 m	850 nm 1300 nm
Singlemode					
		Yellow	OS2	10GBase-LR: min. 10 km 10GBase-ER: min. 40 km	1310 nm 1550 nm

# Your partner for ICS security and industrial communication services

You do not need to be an expert. We provide you with much more than just products. We also provide you with support whenever you need it. Phoenix Contact offers a comprehensive portfolio of ICS security and industrial communication services over the entire lifecycle of your system. The protection objectives of availability, integrity, and confidentiality must be in the foreground.

We not only provide support over the phone or by e-mail, but also directly on site, if you so desire. Contact us for more information.

 Web code: #2829



# Our range of services at a glance

## Assessment and planning

Together, we will inspect your system and analyze your individual threat and risk situation, documentation, and processes. You will receive a detailed report of vulnerabilities, recommended actions, and a list of measures required in order to provide standard protection for your system in compliance with IT baseline protection.

We will develop customized solutions and concepts for you which are based on the industry standard. Whether you need failsafe network structures, concepts for the protection or remote maintenance of your machinery, or high-performance wireless networks: we will find the right solution for you.



## Implementation

We implement your security and network requirements for you, so you can continue to focus on your actual core competencies. We provide assistance on site or handle complete subtasks, which we implement according to your specifications.

After our analysis has been carried out, we will optimize the communication relationships in your network to increase performance and availability.



## Maintenance and support

To ensure the availability of your system, updates must be installed on a regular basis, the firewall rules adapted, and messages evaluated. As a user, there is little administrative effort for you. In addition, you will satisfy the burden of proof for implementing measures in accordance with state-of-the-art technology.

We focus on eliminating anomalies, such as incorrect device configurations and any security vulnerabilities that are identified. If you have any questions about ICS security and industrial communication, do not hesitate to contact us.

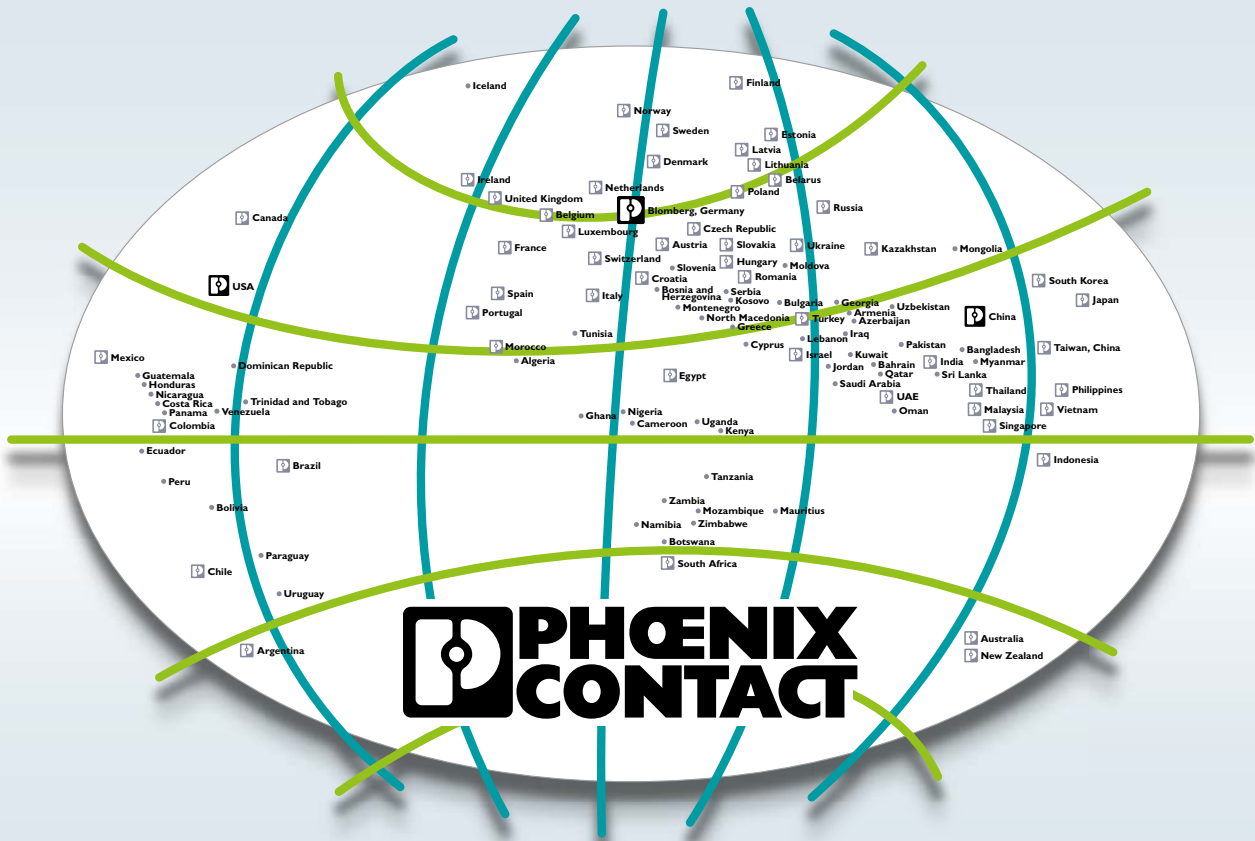


## Seminars

Information security concerns all employees in your company. Security-conscious and responsible actions can be taken to prevent failures and damage, thereby contributing to the success of the company.

We provide awareness training courses and practical training sessions that are tailored to your individual requirements.





## Open communication with customers and partners worldwide

Phoenix Contact is a global market leader based in Germany. We are known for producing future-oriented components, systems, and solutions for electrification, networking, and automation. With a global network reaching across more than 100 countries with over 17,100 employees, we maintain close relationships with our customers, something we believe is essential for our common success.

Our wide variety of innovative products makes it easy for our customers to implement the latest technology in a variety of applications and industries. We focus on developing the fields of energy, infrastructure, process, and factory automation.

You can find your local partner at  
[phoenixcontact.com](https://www.phoenixcontact.com)